



SPORTS FACILITY REPORT 2016 - 2035

SEVENOAKS DISTRICT COUNCIL

JULY 2017



SPORTS FACILITY STRATEGY

CONTENTS

1. EXECUTIVE SUMMARY	1
2. ASSESSING NEEDS AND OPPORTUNITIES STAGE A- INTRODUCTION AND SCOPE	17
INTRODUCTION	17
PURPOSE AND OBJECTIVES IN DEVELOPING AN INDOOR SPORTS FACILITIES REPORT	19
REPORT STRUCTURE	21
SPORTS AND GEOGRAPHICAL SCOPE	23
PROPORTIONATE APPROACH	24
PROJECT MANAGEMENT	24
3. STRATEGIC POLICY AND CONTEXT	25
INTRODUCTION	25
NATIONAL LEVEL	25
NATIONAL PLANNING POLICY FRAMEWORK (NPPF)	25
SPORT ENGLAND STRATEGY 2016 - 'TOWARDS AN ACTIVE NATION'	26
A NEW STRATEGY FOR SPORT – DEPARTMENT FOR CULTURE, MEDIA AND SPORT	27
EVERYBODY ACTIVE, EVERY DAY PUBLIC HEALTH ENGLAND (PHE) OCTOBER 2014	28
LOCAL LEVEL	30
FUTURE DEVELOPMENT IN THE DISTRICT	44
POPULATION PROFILES AND PROJECTIONS	45
THE ECONOMIC VALUE OF SPORT	51
PHYSICAL ACTIVITY AND PARTICIPATION	52
CURRENT PARTICIPATION RATES	53
SPORT ENGLAND KEY PERFORMANCE INDICATORS	56
MARKET SEGMENTATION	57

SPORTS FACILITY STRATEGY

4.	STAGE B - EXISTING FACILITY PROVISION	61
	INTRODUCTION	61
	SUPPLY OF FORMAL SPORT AND RECREATIONAL FACILITIES IN SEVENOAKS DISTRICT	61
	CATCHMENT AREAS	63
	STAGE B (ANOG) - ASSESSMENT OF EXISTING SPORTS FACILITY PROVISION IN SEVENOAKS DISTRICT	64
	OPERATIONAL MANAGEMENT OF SEVENOAKS DISTRICT COUNCIL (SDC) FACILITIES	65
	QUALITY AUDITS	66
	ASSESSMENT OF INDIVIDUAL FACILITY TYPES	69
	SPORTS HALLS	69
	SWIMMING POOLS	105
	HEALTH AND FITNESS FACILITIES	131
	SQUASH	153
	INDOOR BOWLS	159
	INDOOR TENNIS	164
	GYMNASTICS AND TRAMPOLINING	169
5.	STAGE C - SUMMARY FACILITY CONCLUSIONS	173
6.	PENULTIMATE STAGE - APPLYING THE ASSESSMENT ANALYSIS	180
7.	FINAL STAGE - CONCLUSIONS, RECOMMENDATIONS AND ACTION PLAN	197
	INTRODUCTION	197
	VISION AND AIMS	198
	PRINCIPLES FOR FUTURE PROVISION	199
	PRIORITY INVESTMENT NEEDS	200
	PLANNING POLICY AND SECURING FUNDING FOR INFRASTRUCTURE	202
	RECOMMENDATIONS	203
	SPORTS HALLS	203
	SWIMMING POOLS	204
	FITNESS STATIONS	205
	SQUASH	205
	INDOOR BOWLS	205
	GYMNASTICS FACILITIES	205
	INFORMAL FACILITIES	206
	ACTION PLAN	208

SPORTS FACILITY STRATEGY



SPORTS FACILITY STRATEGY

APPENDICES

- 1 NATIONAL CONTEXT
- 2 (2A-2L) EXISTING BUILT FACILITIES - QUALITY AUDITS
- 3 SUMMARY NGB - CONSULTATION FEEDBACK
- 4 SUMMARY SPORTS CLUBS / ORGANISATIONS - CONSULTATION FEEDBACK
- 5 SUMMARY SCHOOLS - CONSULTATION FEEDBACK TO COME
- 6 SPORT ENGLAND FACILITY PLANNING MODEL (FPM) ANALYSIS SWIMMING POOLS
- 7 SPORT ENGLAND FACILITY PLANNING MODEL (FPM) ANALYSIS SPORTS HALLS
- 8 FACILITY AUDIT
- 9 ASSESSMENT OF HEALTH AND FITNESS SUPPLY AND DEMAND 2016
- 10 ASSESSMENT OF HEALTH AND FITNESS SUPPLY AND DEMAND 2027
- 11 REPORT CONSULTEES
- 12 MARKET SEGMENTATION PROFILES

1. EXECUTIVE SUMMARY

- 1.1. Sevenoaks District Council (SDC) has identified the need to develop an Indoor Sports Facility Report (the Report); this will help to plan effectively for future sports facility provision, for current and future need, population growth and increased participation.
- 1.2. The Report sits within the context of the Council's Emerging Local Plan, 2015-2035, the adopted Local Plan , and the District's Sustainable Community Plan. which has a Vision that:
- 1.3. Sevenoaks District to be recognised by all as a place with:
 - **Safe and caring communities**
 - **A green and healthy environment**
 - **A dynamic and sustainable economy**
- 1.4. At local level, the purpose in developing the Indoor Sports Facility Report is **to inform, provide evidence for and make recommendations in relation to:**

- **Planning policies on:**
 - Locally derived sports provision standards
 - Protection of existing, sports and recreation sites
 - Allocation of sites for new and/or improved sports and recreation facilities, if necessary
 - The infrastructure required to support development set out in an updated Infrastructure Delivery Schedule
 - The list of infrastructure likely to be funded by the Community Infrastructure Levy under Regulation 123 of the Community Infrastructure Levy Regulations 2010, as amended
 - Development management decisions, including assisting in negotiations for financial contributions and/or direct provision on site
- **The allocation of existing money collected through financial contributions from developers towards the provision of open space;**
- **Applications for external funding for improvements to existing facilities and new projects; and**
- **A proposed strategy, including a vision, objectives and recommendations on future provision, funding and management of sports and recreation facilities in the District.**

SPORTS FACILITY STRATEGY

- 1.5. The rationale for producing the report is that it will help to deliver on the broader agenda to increase participation in sport and physical activity. This is key to continued improvement in health and wellbeing outcomes.
- 1.6. Given the planning, policy and financial changes of the last few years, including reductions in revenue budgets, there is a need to identify options for future provision which meet local need, but can be delivered more effectively and efficiently. This also provides a fresh opportunity to deploy national best practice to ensure the needs of the resident population are suitably planned for, and addressed.

PLANNING CONTEXT

- 1.7. The Council has a statutory duty to meet the requirements of the National Planning Policy Framework. The National Planning Policy Framework (NPPF) sets out the requirement of local authorities to establish and provide adequate and proper leisure facilities to meet local needs. Paragraphs 73 and 74 outline the planning policies for the provision and protection of sport and recreation facilities.

“Access to high quality open spaces and opportunities for sport and recreation can make an important contribution to the health and well-being of communities. Planning Policies should be based on robust and up to date assessments of the needs for open space, sports and recreation facilities and opportunities for new provision. The assessments should identify specific needs and quantitative or qualitative deficits or surpluses of open space, sports and recreational facilities in the local area. Information gained from the assessments should be used to determine what open space, sports and recreational provision are required.”

‘Existing open space, sports and recreational buildings and land, including playing fields, should not be built on unless:

- **An assessment has been undertaken which has clearly shown the open space, buildings or land to be surplus to requirements; or**
- **The loss resulting from the proposed development would be replaced by equivalent or better provision in terms of quantity and quality in a suitable location; or**
- **The development is for alternative sports and recreational provision, the needs for which clearly outweigh the loss’.**

- 1.8. The emerging Local Plan is the key reference point for this Report, unless otherwise stated. The Local Plan replaces the existing Core Strategy and Allocations and Development Management Plan and will play a key role in shaping the District up to 2035. The Plan is scheduled for adoption in 2019.

SPORTS FACILITY STRATEGY

- 1.9. The Local Plan sets out the local planning policy for the future development of Sevenoaks until 2035. The plan reflects the council's aims and aspirations for the people of Sevenoaks District.
- 1.10. Key facts and messages from the Joint Strategic Needs Assessment 2011 (produced by the Kent Public Health Observatory), which are most relevant to the Indoor Sports Facility Report include:
- **The biggest population growth will be in the 65+ age group which is predicted to increase by 9.7% between 2012 and 2016 in Kent**
 - **Better health generally than England average**
 - **Predominantly white British population but growing immigration from Eastern Europe**
 - **There is an obvious strong correlation of social factors such as deprivation with lack of physical activity and poor diets leading to overweight and obesity.**
 - **Need to reduce levels of alcohol and smoking to reduce health inequalities**
- 1.11. The Sevenoaks District's Health Plan 2015 – 2018 priorities are:
- 1. Give every child the best start in life • Promoting healthy weight for children**
 - 2. Enable all children, young people and adults to maximise their capabilities and have control over their lives • Support older people to keep them safe, independent and leading fulfilling lives**
 - 3. Create fair employment and good work for all • Support businesses to have healthy workplaces**
 - 4. Ensure healthy standard of living for all • Meet the housing needs of people living in the District including affordable and appropriate housing**
 - 5. Create and develop healthy and sustainable places and communities • Sustain and support healthy communities**
 - 6. Strengthen the role and impact of ill health prevention • Reduce the gap in health inequalities across the social gradient**

THE DISTRICT

- 1.12. Located in the north west of Kent, Sevenoaks is a large District, with an overall area of just over 143 square miles (370 square km). The District is long and quite narrow measuring 20 miles North-South by about 7 miles East-West. To the north of Sevenoaks lies the Thames Gateway, and to the east and south east is the rest of Kent, including Tunbridge Wells and Tonbridge. To the West is Surrey and to the South Sussex. Although Sevenoaks District adjoins the outer edge of London, the area is predominantly rural with 93% of the District designated as Green Belt.
- 1.13. Edenbridge is the main centre in the south of the District. There is no secondary school in Edenbridge, although there is a good range of service and retail. Other larger villages in the rural area include New Ash Green to the north east, which was built as a planned village in the 1960's, Hartley, Otford and Westerham. Sevenoaks is the main town, with the main retail provision and other services. It is the area of highest population and employment in the District, with good commuter links to central London by road and rail. The second largest settlement is Swanley, located close to the Thames Gateway, and the boroughs of Dartford, Bromley and Bexley. Swanley is more densely populated and has less open space than Sevenoaks, and there are fewer services provided in the town. Communities tend to look towards Dartford, Bromley and Bexley for services unavailable in Swanley. Around 50% of the population live in the District's 40 or so villages and hamlets. The majority of the remaining population live in Sevenoaks.
- 1.14. In 2013, the population of the District was 117,035. This is predicted to grow by 16.6% and 19,469 people, to 136,504 by 2033 (**Source: Strategic Housing Market Assessment (SHMA) September 2015 v 3**). This is in line with ONS Mid 2014 population estimates which see a growth from 121,000 population in 2016, to 139,000 by 2035.
- 1.15. Sevenoaks District is within the top 20% least deprived local authorities in the country and ranks 295 out of the 354 local authorities. (1st being most deprived and 354th being least deprived), although there are specific wards within the District where deprivation is much higher. Six out of the 74 Lower Layer Super Output Areas, the smallest area for which the level of deprivation is measured, are more deprived than the UK average. Five of these areas, including the two most deprived, are within Swanley and one is in Hartley.

Table 1.1: Summary of Demographic Profile Sevenoaks

Current Population 121,000

48.5% male 51.5% female

The population of Sevenoaks District is forecast to increase by 6.0% ie 18,000 during the period from 2001 to 2026.

This increase in population is less than the projected population change in Kent which is projected to increase by 16.7% over the same period.

The population of Sevenoaks District is ageing; there are slightly higher numbers of people 45+ compared with the population averages of the South East and England.

By 2033 there will be a 71% increase in the number of those aged 75+, and a 23.9% increase in those aged 60-74. Equally, there will be increased numbers of those under 15 (15.7%) and 9% more people aged 30-44 living in the District.

(Source: Strategic Housing Market Assessment September 2015 v 3)

Almost all of Sevenoaks District residents (97.6%) identify themselves as “white” and were born in the UK.

The population of Sevenoaks District is well educated with 20% of residents educated to degree level or above.

Car ownership is significantly higher than in Kent, the South East and England at around 86.7%, resulting in a very mobile population.

Sevenoaks District is within the top 20% least deprived local authorities in the country and ranks 295 out of the 354 local authorities. (1st being most deprived and 354th being least deprived).

Deprivation in Sevenoaks District is focused around Swanley Town, and to a lesser extent Edenbridge.

The LSOAs surrounding Sevenoaks Town Centre are the least deprived in the district with all areas within the top 10% least deprived in the country.

In 2012, 65.3% of adults are classified as obese or overweight. In Year 6, 15.5% (172) of children are classified as obese, better than the average for England (Sevenoaks Health Profile 2015).

£1,847,703. **(Source: British Heart Foundation Health Promotion Research Group at Oxford University).**

The health of people in Sevenoaks District is generally better than the England average. Deprivation is lower than average, however about 11.7% (2,600) children live in poverty. Life expectancy for both men and women is higher than the England average.

Priorities in Sevenoaks District include addressing childhood obesity, tackling smoking during pregnancy, and reducing road injuries (Sevenoaks Health Profile 2015).

1.16. Sevenoaks District’s population will grow significantly over the next few years, so there is a need to ensure sufficient provision of accessible, quality and

affordable facilities to meet local need.

- 1.17. It is particularly important that there is increased access to opportunities for physical activity at local level, so it is easy for residents, particularly those who are currently inactive, and those without access to private transport, to participate, and become physically active.

KEY ISSUES

- 1.18. A number of key issues are identified which will impact on future provision of sports facilities in the District:

Population growth of 18k over the Local Plan period; ageing population.

Very mobile population; only 13.7% do not have access to a car

District comprises urban and rural areas; three very different areas around each of the three main towns, with Swanley residents tending to look towards Dartford for services unavailable in the District

33.4% of population do not own a car

In general, the health of people in Sevenoaks District is better than the rest of England; reducing childhood obesity is a key challenge

The latest Sport England Active People Survey (APS9 2015 Q2) highlights that:

- **42.1% of the Adult population (14+) in Sevenoaks participate in sport at least once a week, which is higher than the South East (39.5%) and England (36.5%) averages.**
- **41.2% of adults aged 16+ take part in sport once a week.**
- **61.1% of adults aged 16+ years are classed as being active by Sevenoaks public health report in 2015.**
- **Overall, participation is growing.**

Sevenoaks District is within the top 20% least deprived local authorities in the country. Two areas in particular are more deprived – Swanley Parish and to a lesser extent, Edenbridge; residents here are less likely to be physically active, and to have wider health issues.

Significant number of facilities on school sites (9); most open for community accessible pay and play use, as opposed to club and community association use. Only 3 schools with only sports club use. However, only 5 facilities open for daytime access.

Facility quality an issue now at White Oak Leisure Centre; investment in Edenbridge Leisure centre will be needed in the medium to longer term. Some investment/re-modelling desirable at Sevenoaks Leisure centre i.e. fitness, changing facilities.

Wilderness Sports Centre also requires significant investment, redevelopment.

SPORTS FACILITY STRATEGY

Closure could also be an option given there are two new sports halls on the site – Trinity and Kent Weald (the new hall at Kent Weald Grammar School, if available for pay and play community use, could replace the courts lost at Wildernesse).

Sports Halls – as set out in Sections 4 and 5, current and future need for sports hall provision can be accommodated in the District, given the slight over supply of badminton courts. This will remain the case even when Radnor House closes over supply will be then be +0.7 courts). In addition, there is significant capacity in all halls except Edenbridge Leisure Centre, so more use could be accommodated.

There are 3 schools which only provide sports club use; there is potential to open these up to increase community pay and play access.

There is only one formal CUA in the District; if education facilities are going to remain key to provision in the District, secured community access should be sought.

Swimming Pools

There are 18 swimming pools in the District of which 11 have pay and play access.

There is a current oversupply of community accessible waterspace in the District of around 649.73m². However this includes a significant proportion currently only available for sports clubs/community associations rather than general pay and play. Taking account of future demand the over-supply reduces to 459.55m². Much of the supply is at establishments without a formal community use agreement in place. White Oak Leisure Centre has the highest used capacity of any pool in the District, and, due to its depth, the greatest range of aquatic uses.

There is significant unused capacity in all pools in the District, except White Oak Leisure Centre.

Health and Fitness - Need for increased number of community accessible pay and play fitness facilities across the District, with the highest area of unmet demand in the north

ASSESSMENT FINDINGS, RECOMMENDATIONS AND ACTION PLAN

- 1.19. Based on the local context, the supply and demand analysis, and the above key issues, there is clearly a need to consider how best to achieve secured pay and play community access to existing education facilities, and critically ensure there is sufficient provision to cater for current and future needs for swimming (community accessible pay and play). There is also a need to begin to plan now for the replacement of/investment in, some existing sports and leisure facilities in Sevenoaks District, due to their age.

SPORTS FACILITY STRATEGY

1.20. There are a number of reasons for this:

- **The need to try and develop additional community use agreements (CUA) to both secure existing, and develop increased opportunities for pay and play usage – particularly for sports halls and swimming pools**
- **The age, condition and poor quality of some facilities – particularly Wilderness Sports Centre, White Oak, and in due course Edenbridge, Leisure Centres, plus changing facilities at Sevenoaks Leisure Centre, and café facilities in all three SDC leisure centres**
- **The need to increase participation in physical activity for community health benefits to underpin the ongoing partnership with Public Health**
- **The need to improve accessibility to provision at local level, particularly for those without access to a car, who may not be able to travel to other facilities outside the District**
- **Long term population growth in Sevenoaks District, which will increase demand for community facilities, including sport and leisure provision, particularly in and around the south and central areas of the District, where the majority of new homes will be built**
- **NGBs and local sports clubs raise a number of operational issues, but strategically the priorities are increasing capacity for pay and play and overall community access**
- **There is already a significant amount of sport and physical activity being delivered in village/community halls across the District; there is opportunity to increase awareness of this and to extend it,**
- **The current and future need for community accessible fitness stations; there is a current under-supply of -157 stations; this rises to – 219 by 2032**
- **The potential for development of gymnastics facilities, if led by a club**
- **The need to increase levels of participation in indoor bowling**
- **The need to retain existing levels of squash court provision, given participation is growing at local level in the District**
- **The opportunity, to implement development of ‘active’ infrastructure to facilitate increased provision of cycling, jogging and walking routes in the District, connecting new and existing settlements, education and leisure sites**

VISION

SPORTS FACILITY STRATEGY

1.21. The Vision for future provision of sport and leisure facilities in Sevenoaks District is:

‘To ensure provision of high quality, well-located, and accessible sport and leisure facilities, to facilitate increased participation in sport and physical activity across the District.’

1.22. As a minimum, SDC wishes to facilitate provision of accessible community sport and leisure facilities, for swimming, fitness and sports hall sports/activities available for all residents. This includes both formal and informal spaces e.g. village/community halls in which to play sport and be physically active.

AIMS

1.23. The aim of providing sufficient high quality, fit for purpose and accessible provision, places and spaces is to:

- **Increase the regular amount of physical activity undertaken by individuals, and particularly by those who are currently inactive**
- **Encourage new participants to start taking part in physical activity and underpin the partnership with Public Health**
- **Facilitate opportunities for participation to be provided in a wide range of places and spaces, and particularly at a very local level, using e.g. village/community halls**
- **Facilitate the development of healthier lifestyles across Sevenoaks District’s communities**
- **Create active environments where the opportunity to be more physically active is an integral part of everyday life**
- **Support and provide opportunities for local sports clubs and community groups**

1.24. The provision of high quality and accessible facilities, and the opening up of existing education facilities, as well as the development of new provision, will contribute to the overall priority for the development of healthier lifestyles in Sevenoaks District, across all age groups. Facilitating opportunities to be more physically active, more often is also important, to help people to live and age better.

1.25. Sustainability of high quality, and critically, accessible facility provision is key to maintaining these opportunities; SDC needs to plan now for the investment requirements of its existing facilities, and work in partnership with other providers and stakeholders to address the other priorities identified through this Report.

PRINCIPLES FOR FUTURE PROVISION

1.26. Analysis of existing provision also identifies the principles that should underpin all future sport and leisure facility development in Sevenoaks District. These are to:

- **Ensure residents in all areas of Sevenoaks District have pay and play access to good quality, local, accessible and affordable provision, whether it is a formal sports facility or a village/community hall,**
- **Aim to ensure that existing, and any new, sports facilities on education sites provide a balance of opportunities (through a formal agreement) for community access – both pay and play and club use**
- **Replace / refurbish ageing facilities where new provision is needed; all new and refurbished provision should be designed and developed based on Sport England and NGB guidance, and be fully inclusive**
- **Rationalise existing provision where new fit for purpose facilities can replace/improve existing buildings**
- **Make better use of all existing facilities, irrespective of provider; an example would be extending access at evenings and weekends to education sites which are currently unavailable e.g. Orchards Academy, Walthamstow Hall School, St Michael's School,**
- **Invest in existing provision to improve quality i.e. White Oak Leisure Centre, Edenbridge Leisure Centre, potentially Wildernesse Sports Centre**
- **Invest strategically to ensure economic viability and sustainability of provision**
- **Where possible, provide facilities (formal and informal) closer to where people live; improving access still further to multi-purpose halls (not strategic size) across the District could facilitate increased opportunities for participation at local level**

SPORTS FACILITY STRATEGY

PRIORITY INVESTMENT NEEDS

1.27. The facilities that have been identified as needing investment are:

Table 1.2: Priority Facility Investment Needs

Small percentage of community use agreements at educating sites.	Small percentage of community use agreements at educating sites.
Improve quality of existing provision across the District	Improve quality of existing provision across the District
Improve the quality of existing provision across the District	Improve the quality of existing provision across the District
Secure formal community access agreements to ensure supply	Secure formal community access agreements to ensure supply
Undersupply of 157 Fitness stations	Additional 62 fitness stations needed giving an overall total undersupply of 219.
Retention of provision to meet demand.	Retention of provision to meet demand.
Retention of provision to meet demand.	Retention of provision to meet demand.
Potential to develop additional dedicated gymnastics facilities (club led developments, in partnership with British Gymnastics)	Potential to develop dedicated gymnastics facilities.
Increased provision of safe, locally accessible walking, cycling and jogging routes/paths.	Increased provision of safe, locally accessible walking, cycling and jogging routes/paths, and especially in new housing developments.
Opening up other informal, multi-purpose places and spaces where people can be active.	
Ageing facilities at White Oak Leisure Centre	Ageing facilities at White Oak Leisure Centre
Improve access to and quality of all facilities across the District.	Improve access to and quality of all facilities across the District.

1.28. The options to consider in delivering these priority facility needs, are set out in detail in Section 5, Table 6.5.

1.29. The recommendations and Action Plan are set out in the table below:

RECOMMENDATIONS AND ACTION PLAN

Table 1.3: Recommendations and Action Plan

RECOMMENDATION 1 (R1)

Sevenoaks District Council work with relevant education partners to develop and implement CUAs which provide a better balance of pay and play and club use, to secure community access (pay and play, and club) to sports hall and swimming pool facilities at existing education sites.

- SDC works with relevant partners to extend opportunities at existing sports halls with capacity for increased community use e.g. Orchards Academy, St Michael's School, Walthamstow Hall School

SDC works with local schools, and Sport England to review, revise and re-implement formal community use agreements in:

- Schools where they are currently in place, to increase opportunities for pay and play community access
- Any new schools as part of Planning Conditions

SDC and its partners work with relevant educational organisations to develop and implement CUAs which provide a better balance for pay and play access.

SDC, KCC, **Short Term**
Educational organisations

Officer time

SPORTS FACILITY STRATEGY

RECOMMENDATION 2 (R2)

SDC works with Sencio, education sites and health and well-being partners to better use the available capacity in existing sports halls

Develop a partnership approach to discussions with identified schools to increase pay and play community access to the existing sports facilities

SDC to initiate

Ongoing

Officer time

RECOMMENDATION 3 (R3)

SDC working with Sencio Community Leisure, parish councils and health and well-being partners to better use the available capacity in all existing swimming pools

SDC and its partners work to extend opportunities at existing identified education swimming pools with capacity for increased community use

SDC to initiate

Ongoing

Officer

RECOMMENDATION 4 (R4)

SDC and its partners identify opportunities to address the current and future under-supply of fitness stations in the District.

Ensure the need for additional provision is reflected in the Local Plan

SDC

Short term

Officer time

RECOMMENDATION 5 (R5)

Facilitate retention of existing level of squash courts given growing participation in the District

Work with local providers to retain existing squash courts, or replace them in the event of facility re-development

SDC; local squash clubs and providers; Sencio Community Leisure

Ongoing

SDC leisure and planning officers, NGB, Sport England; local Squash Clubs and providers; external funding

SPORTS FACILITY STRATEGY

RECOMMENDATION 6 (R6)

Work with indoor bowling clubs to increase participation levels at existing indoor bowling facilities.

Establish a partnership working group with local clubs to develop initiatives to increase participation

SDC; Sencio Community Leisure; local bowls clubs Medium

SDC leisure and planning officers, Sencio Community Leisure; NGB, local bowls clubs;

RECOMMENDATION 7 (R7)

Work with gymnastics clubs and the NGB over future provision of club-led developments for dedicated gymnastics and trampolining facilities.

Establish a partnership working group with local clubs to support development of facilities

SDC; local gymnastics clubs; Sencio Community Leisure; Medium

SDC leisure and planning officers, NGB, Sport England; local gymnastics clubs; external funding; Sencio Community Leisure;

RECOMMENDATION 8 (R8)

Where possible, opportunities to develop additional indoor tennis courts in the District are facilitated

Establish a partnership working group with local clubs to support development of facilities

SDC; local tennis clubs Medium

SDC leisure and planning officers, NGB, Sport England; local tennis; external funding;

RECOMMENDATION 9 (R9)

SDC and its partners seek to secure CIL/S106 contributions towards the development of additional and safe walking and cycling routes and where possible to open up other informal, multipurpose places and spaces where people can be active.

Use the evidence base to secure S106/ contributions in new housing developments.

SDC Short

SDC planning officers;

SPORTS FACILITY STRATEGY

RECOMMENDATION 10 (R10)

Redevelop leisure facilities in Swanley to replace White Oak Leisure Centre

Ensure the need for replacement facilities is stated in the Local Plan.

SDC

Short Term

Officer time

Commence the forward planning for replacement of ageing facilities, and undertake relevant technical feasibility work as required to explore the potential for site re-development/re-location

SDC

Medium Term

Officer time

RECOMMENDATION 11 (R11)

SDC and its partners prioritise investment in the development of high quality community sports facilities, in partnership with Public Health and other local partners.

Increasing secured capacity on education sites, as well as better utilising all available capacity and therefore opportunities to take part in regular physical activity, in the local community, will contribute to reduced health inequalities, increased participation, better community cohesion at local level, and particularly in the more disadvantaged areas of the District.

SDC to continue to work with Public Health and relevant identified community partners to ensure provision of, and access to, appropriate community sports facilities, and opportunities to be physically active.

SDC leisure and community development officers; SDC planning officers;

Medium

CIL/S106, plus other health, community development and external funding; Sport England potentially

SPORTS FACILITY STRATEGY

RECOMMENDATION 12 (R12)

There should be on-going monitoring of this Strategy through its implementation, but as a minimum, progress should be reviewed and refreshed every five years. On-going monitoring should include partnership working with neighbouring local authorities to keep aware of facility changes and developments.

Establish monitoring process

SDC

Ongoing

SDC officers

Ensure ongoing dialogue with neighbouring local authorities

2. ASSESSING NEEDS AND OPPORTUNITIES STAGE A- INTRODUCTION AND SCOPE

INTRODUCTION

- 2.1. The Indoor Sports Facility Report is one of three separate but linked reports (Indoor Facilities, Playing Pitch Strategy (PPS), and an Open Space Study) being developed for the District of Sevenoaks, providing an evidence base for the emerging Sevenoaks Local Plan 2015-2035, in respect of indoor and outdoor sports facilities and open space.
- 2.2. Located in the north west of Kent, Sevenoaks is a large District, with an overall area of just over 143 square miles (370 square km). The District is long and quite narrow measuring 20 miles North-South by about 7 miles East-West. To the north of Sevenoaks lies the Thames Gateway, and to the east and south east is the rest of Kent, including Tunbridge Wells and Tonbridge. To the West is Surrey and to the South Sussex. Although Sevenoaks District adjoins the outer edge of London, the area is predominantly rural with 93% of the District designated as Green Belt.
- 2.3. The landscape of the District is distinctive and is nationally recognised for its significance. 61% of the District is within either the Kent Downs (in the north) or High Weald (in the south) Areas of Outstanding Natural Beauty. There are also extensive areas recognised for their nature conservation importance. The District comprises a substantial legacy of historic towns and villages, with 40 Conservation Areas, 2,112 listed buildings and 23 scheduled ancient monuments.
- 2.4. Sevenoaks District also has an important historic and cultural legacy; there are 17 nationally designated historic parks and gardens including Knole House and Park and a number of historic houses including Penshurst Place, Chiddingstone Castle, Hever Castle and Lullingstone Castle.
- 2.5. The four main towns of Edenbridge, Sevenoaks, Swanley and Westerham all have their own character and nature.
- 2.6. Edenbridge is the main centre in the rural south of the District. There is no secondary school in Edenbridge, although there is a good range of services and retail. Other larger villages in rural areas include New Ash Green, which was built as a planned village in the 1960's, Hartley, Otford and West Kingsdown.
- 2.7. Sevenoaks is the main town, with the main retail provision and other services. It is the area of highest population and employment in the District, with good commuter links to central London by road and rail.

SPORTS FACILITY STRATEGY

2.8. The second largest settlement is Swanley, located close to the Thames Gateway and the boroughs of Dartford, Bromley and Bexley. Swanley is more densely populated and has less open space than Sevenoaks and there are fewer services in the town than in Sevenoaks. Communities tend to look towards Dartford, Bromley and Bexley for services that are unavailable in Swanley.

2.9. Around 50% of the population live in the District's 40 or so villages and hamlets. The majority of the remaining population live in Sevenoaks.

2.10. In 2013, the population of the District was 117,035. This is predicted to grow by 19,469 (16.6%), to 136,504 by 2033 (Source: Strategic Housing Market Assessment (SHMA) September 2015 v 3). This is in line with ONS Mid 2014 population estimates which see a growth from 121,000 in 2016, to 139,000 by 2035.

2.11. The age profile of the District's population is slightly older than the South-East average and the trend towards an ageing population is set to continue in the future. By 2033, there will be a 71% increase in the number of those aged 75+, and a 23.9% increase in those aged 60-74. Equally, there will be increased numbers of those under 15 (15.7%) and 9% more people aged 30-44 living in the District.

(Source: Strategic Housing Market Assessment September 2015 v 3).

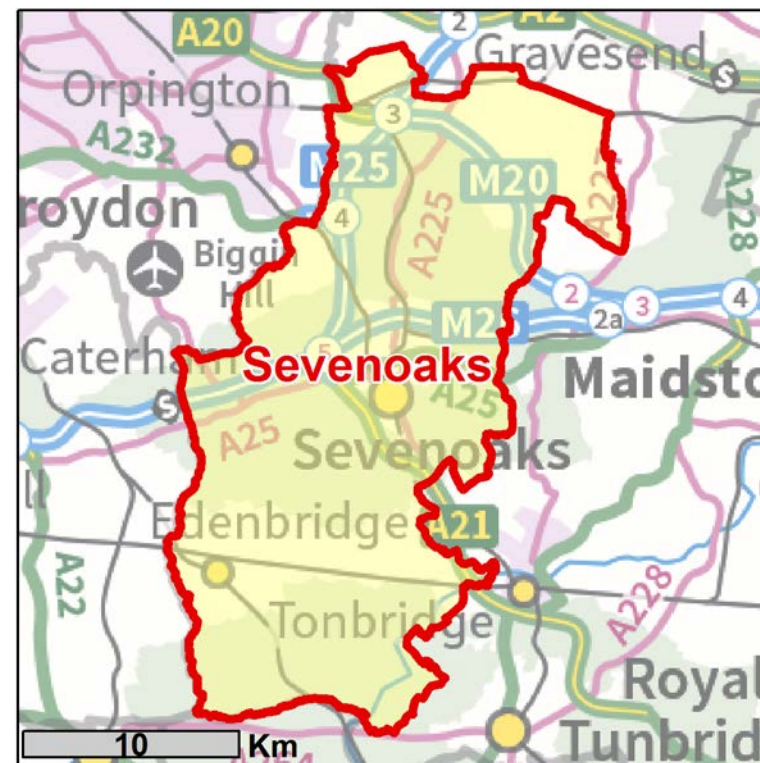
2.12. Those in younger age groups are most likely to participate in a wide range of sport and physical activities. Facilitating available opportunities for such participation are crucial to ensure an active lifestyle becomes part of daily routine and continues into later life. It is, however, also important to ensure there are opportunities for older people to stay active as long as possible, as this will enable them to age well.

2.13. Sevenoaks District is within the top 20% least deprived local authorities in the country and ranks 295 out of the 354 local authorities. (1st being most deprived and 354th being least deprived), although there are specific wards within the District where deprivation is much higher. Six out of the 74 Lower Layer Super Output Areas, the smallest area for which the level of deprivation is measured, are more deprived than the UK average. Five of these areas, including the two worst, are within Swanley and one is in Hartley.

2.14. In general, the health of people in Sevenoaks is better than the England average. Deprivation is lower than average. However about 11.7% (2,600) children live in poverty. Life expectancy for both men and women is higher than the England average.

2.15. The provision of high quality, accessible sports facilities and opportunities to be physical active have a role to play in addressing local health inequalities.

Map 2.1: Map of Sevenoaks District



PURPOSE AND OBJECTIVES IN DEVELOPING AN INDOOR SPORTS FACILITIES REPORT

2.16. The rationale for developing an Indoor Sports Facility Report for the District, has both a national and local context. At national level, National Planning Policy Framework (NPPF) Paragraphs 73 and 74 outline the planning policies for the provision and protection of sport and recreation facilities:

“Access to high quality open spaces and opportunities for sport and recreation can make an important contribution to the health and well-being of communities. Planning policies should be based on robust and up to date assessments of the needs for open space, sports and recreation facilities and opportunities for new provision. The assessments should identify specific needs and quantitative or qualitative deficits or surpluses of open space, sports and recreational facilities in the local area. Information gained from the assessments should be used to determine what open space, sports and recreational provision is required”

‘Existing open space, sports and recreational buildings and land, including playing fields, should not be built on unless:

- **An assessment has been undertaken which has clearly shown the open space, buildings or land to be surplus to requirements; or**
- **The loss resulting from the proposed development would be replaced by equivalent or better provision in terms of quantity and quality in a suitable location; or**
- **The development is for alternative sports and recreational provision, the needs for which clearly outweigh the loss.”**

2.17. At local level, the purpose in developing the Indoor Sports Facility Report is:

The purpose of the study is to inform, provide evidence for and make recommendations in relation to:

- **Planning policies on:**
 - Locally derived sports provision standards
 - Protection of existing, sports and recreation sites
 - Allocation of sites for new and/or improved sports and recreation facilities, if necessary
 - The infrastructure required to support development set out in an updated Infrastructure Delivery Schedule
 - The list of infrastructure likely to be funded by the Community Infrastructure Levy under Regulation 123 of the Community Infrastructure Levy Regulations 2010, as amended
 - Development management decisions, including assisting in negotiations for financial contributions and/or direct provision on site
- **The allocation of existing money collected through financial contributions from developers towards the provision of open space;**
- **Applications for external funding for improvements to existing facilities and new projects; and**
- **A strategy and prioritised action plan, including a vision, objectives and recommendations on future provision, funding and management of sports and recreation facilities in the District.**

2.18. The key local drivers prompting Sevenoaks District Council to produce a Indoor Sports Facility Report for the District are as follows:

- **The need for an evidence base to aid decision making regarding priorities for its owned facilities**
- **The Council's changing role in the Public Health Agenda requires it to deliver healthier lifestyles and achieve positive health outcomes**
- **The need to be more competitive and commercial in light of the economic, financial and political climate, as the leisure industry changes**
- **To ensure value for money in provision of leisure services**
- **Higher than average participation levels**
- **The future role of education sites in providing sport and leisure facilities**
- **A significantly larger older population**
- **A growing younger population**

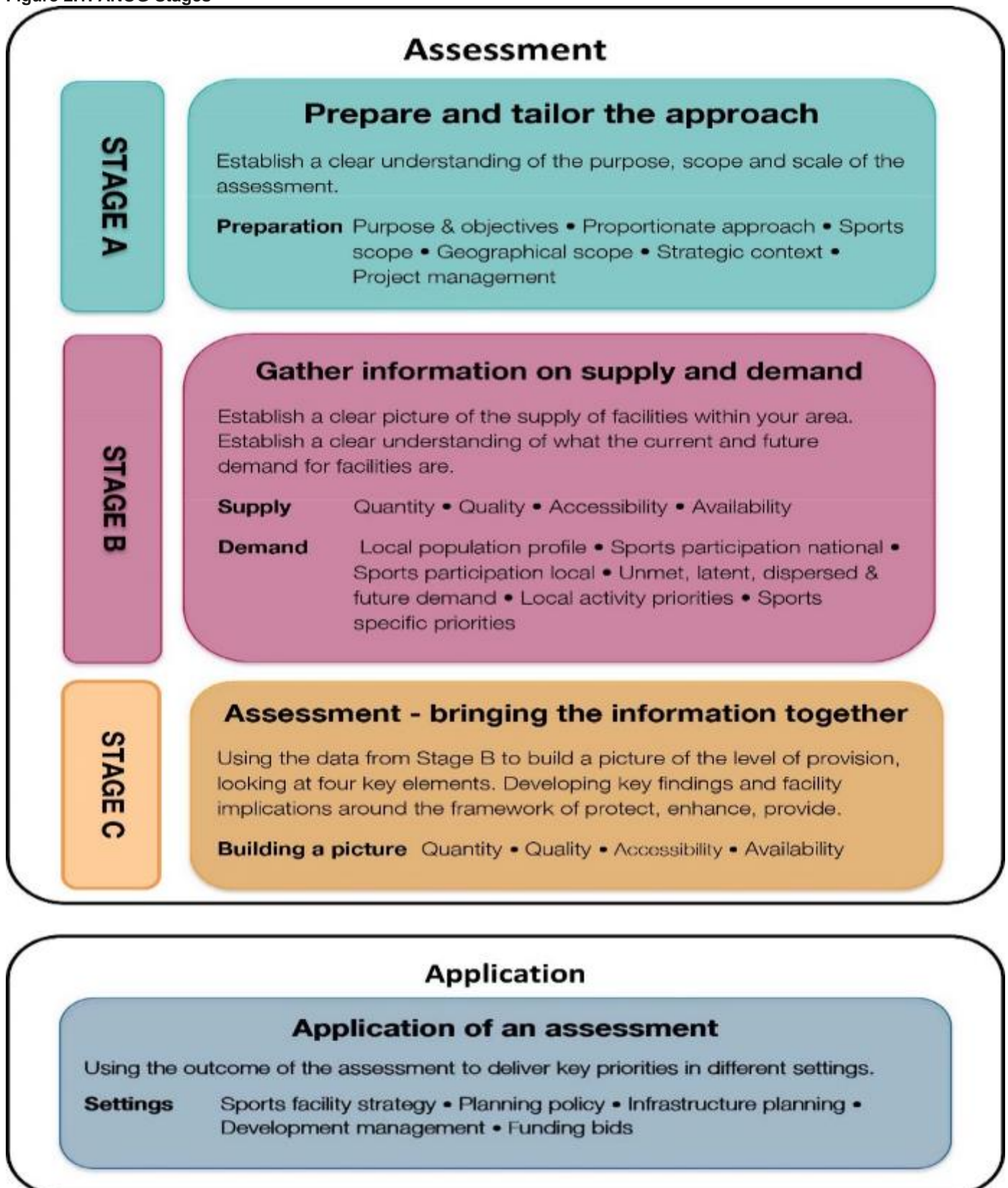
REPORT STRUCTURE

2.19. The analysis has been developed using the Sport England Assessing Needs and Opportunities Guidance (ANOG), published in 2014.

2.20. The overall document is essentially in two parts:

- The **Assessment** of Need – developed based on the ANOG approach, as set out in Figure 2.1 below:
- The **subsequent** analysis- this sets out the proposed response to the issues identified in the Needs Assessment

Figure 2.1: ANOG Stages



SPORTS FACILITY STRATEGY

SPORTS AND GEOGRAPHICAL SCOPE

2.21. The scope of the study will include analysis of provision for the following sports/activities across Sevenoaks District, in line with the area covered by the Local Plan.

• Sports Halls	• Swimming Pools
• Health and Fitness Facilities	• Indoor Tennis Facilities
• Indoor Bowls	

2.22. It will:

- **Present information and findings that will help the Council to make informed decisions about the future of their leisure stock**
- **Provide a needs-driven evidence base that will identify strategic actions and priorities for the District**
- **Provide robust information about the future of facility provision across the District**
- **Provide indicative capital considerations and potential funding opportunities for facility projects within Sevenoaks District**

2.23. In addition to purpose built leisure facilities, consideration is given to the role of the following in meeting local need:

- **Community assets (community halls)**
- **Education facilities**

2.24. The Indoor Sports Facility Report has been developed in parallel with a Playing Pitch Strategy and Open Space Study; all three documents will provide an evidence base for the Sevenoaks Local Plan 2015-2035, a Leisure Strategy and underpin future priorities for provision.

2.25. The report covers the geographical area of Sevenoaks District, but references areas outside the District boundaries as appropriate.

PROPORTIONATE APPROACH

2.26. The brief developed by Sevenoaks District Council identified the key objectives of the report as:

- **Assessment Objectives**
 - To provide assessments of existing indoor sports facilities in the District, drawing on –consultation and engagement with users and providers
 - The assessment must include public, private and educational provision and assess quantity, quality, accessibility and availability
 - To provide assessments of the demand for indoor sports facilities, drawing on relevant demographic and sports participation data and local demand information gathered during facility surveys and consultation
 - To identify existing surplus provision as well as quantitative and qualitative deficiencies and gaps
 - To identify the likely scale and nature of the required provision of indoor and outdoor sports facilities in the potential growth areas
- **Report Objectives**
 - To provide detailed strategies, setting out a range of justified, evidence based and deliverable investment priorities
 - To address the needs identified in the assessments
 - To guide the management and enhancement of existing facilities and the provision of new -facilities
 - To identify how the required provision of indoor sports facilities in the potential growth areas will be addressed, including setting out a prioritised list of sports facilities
 - To provide standards for the provision of sports facilities in new developments

PROJECT MANAGEMENT

2.27. The development of this Report has been informed and influenced by a number of key national and local strategies and policies. The majority of the national policies and references are summarised in Appendix 1. Other key policies and strategies are summarised below and referenced in subsequent sections of the Report, as appropriate.

3. STRATEGIC POLICY AND CONTEXT

INTRODUCTION

NATIONAL LEVEL

- 3.1 There are several key national and local strategies and policies which inform and influence the development of these strategies. The majority of the national documents are summarised in Appendix 1, but the main ones are summarised below. These national policies inform the approach to current and future provision of sports facilities, linked to health improvement, increased participation and the appropriate levels of provision of facilities to meet local needs. From a planning perspective, the national agenda makes the link between national planning policy, a Local Plan and population growth at local level and the need to plan for increased demands for infrastructure and provision, linked to Protect, Enhance and Provide.

NATIONAL PLANNING POLICY FRAMEWORK (NPPF)

- 3.2 The National Planning Policy Framework (NPPF) sets out the requirement of local authorities to establish and provide adequate and proper leisure facilities to meet local needs. Paragraphs 73 and 74 outline the planning policies for the provision and protection of sport and recreation facilities:

“Access to high quality open spaces and opportunities for sport and recreation can make an important contribution to the health and well-being of communities. Planning policies should be based on robust and up to date assessments of the needs for open space, sports and recreation facilities and opportunities for new provision. The assessments should identify specific needs and quantitative or qualitative deficits or surpluses of open space, sports and recreational facilities in the local area. Information gained from the assessments should be used to determine what open space, sports and recreational provision is required”.

- 3.3 ‘Existing open space, sports and recreational buildings and land, including playing fields, should not be built on unless:
- An assessment has been undertaken which has clearly shown the open space, buildings or land to be surplus to requirements; or
 - The loss resulting from the proposed development would be replaced by equivalent or better provision in terms of quantity and quality in a suitable location; or
 - The development is for alternative sports and recreational provision, the needs for which clearly outweigh the loss.”

- 3.4 Sport England is a statutory consultee on all planning applications that affect sports pitches and it has a long-established policy of playing pitch retention, even prior to the NPPF. It looks to improve the quality, access and management of sports facilities as well as investing in new facilities to meet unsatisfied demand. Sport England requires local authorities to have an up-to date assessment of playing pitch needs and an associated strategy, including a recommendation that the evidence base is reviewed every three years.
- 3.5 The key drivers to produce the strategy as advocated by Sport England are to protect, enhance and provide playing pitches, as follows:
- **Protect: To provide evidence to inform policy and specifically to support Site Allocations and Development Management Policies which will protect playing fields and their use by the community, irrespective of ownership;**
 - **Enhance: To ensure that sports facilities are effectively managed and maintained and that best uses are made of existing resources - whether facilities, expertise and/or personnel to improve and enhance existing provision – particularly in the light of pressure on local authority budgets;**
 - **Provide: To provide evidence to help secure external funding for new facilities and enhancements through grant aid and also potentially through CIL (if on the Regulation 123 List) and Section 106 agreements. Sport England and local authorities can then use the strategies developed and the guidance provided in making key planning decisions regarding sports pitches and facility developments in the area and to support or protect against loss in relation (refused planning application) to planning applications brought forward by developers.**

SPORT ENGLAND STRATEGY 2016 - 'TOWARDS AN ACTIVE NATION'

- 3.6 The Vision for this Strategy is:

'We want everyone in England regardless of age, background or level of ability to feel able to engage in sport and physical activity. Some will be young, fit and talented, but most will not. We need a sport sector that welcomes everyone – meets their needs, treats them as individuals and values them as customers'.

- 3.7 The Sport England Strategy 'Towards an Active Nation' puts the policies set out in 'A new Strategy for an Active Nation' into practice. This will mean significant change for Sport England and for their partners.

3.8 This strategy sets out how Sport England will deliver this task. The key changes Sport England will make are:

- Focusing more money and resources on **tackling inactivity** because this is where the gains for the individual and **for** society are greatest
- Investing more in **children and young people from the age of five** to build positive attitudes to sport and activity as the foundations of an active life
- **Helping those who are active now to carry on, but at lower cost to the public purse over time.** Sport England will work with those parts of the sector that serve the core market to help them identify ways in which they can become more sustainable and self-sufficient
- **Putting customers at the heart** of what we do, responding to how they organise their lives and helping the sector to be more **welcoming and inclusive, especially of those groups currently under-represented in sport**
- Helping sport to keep pace with the **digital expectations** of customers
- Working nationally where it makes sense to do so (for example on infrastructure and workforce) but **encouraging stronger local collaboration** to deliver a more joined-up experience of sport and activity for customers
- Working with a **wider range of partners**, including the private sector, using our expertise as well as our investment to help others align their resources
- Working with the sector to encourage innovation and share best practice particularly through applying the principles¹ and practical learning of **behaviour change**

A NEW STRATEGY FOR SPORT – DEPARTMENT FOR CULTURE, MEDIA AND SPORT

3.9 The Department for Culture, Media and Sport, following a consultation paper in 2015, launched the new strategy 'Sporting Future: A new Strategy for an Active Nation' in 2016. The development of the new strategy reflects a need to re-invigorate the nation's appetite for participation in sport following what appears to be a significant reduction in participation (highest profile being swimming), following the upsurge after the 2012 London Olympics.

3.10 The sport strategy is targeting five outcomes which each sports organisation, public or private sector, will be measured against:

- **Physical wellbeing**
- **Mental wellbeing**
- **Individual development**
- **Social and community development**
- **Economic development.**

3.11 Government funding will go toward organisations which can best demonstrate that they will deliver some or all of the five outcomes

3.12 The delivery of the outcomes will be through three broad outputs;

- **More people from very deprived backgrounds regularly and meaningfully taking part in sport and physical activity, volunteering and experiencing live sport**
- **A more productive, sustainable and responsible sports sector**
- **Maximising international and domestic sporting success and the impact of major sporting events**

EVERYBODY ACTIVE, EVERY DAY PUBLIC HEALTH ENGLAND (PHE) OCTOBER 2014

3.13 Adult physical inactivity is now recognised as a distinct public health concern. Physical inactivity is the fourth-leading risk factor for worldwide global mortality and is responsible for more worldwide deaths every year than obesity. In the UK, physical inactivity is responsible for 17% of annual all-cause mortality and reduces life expectancy by three to five years. Physical inactivity is directly responsible for a range of non-communicable disease conditions and has been identified as the cause of 10.5% of UK coronary heart disease burden, 13% of Type II diabetes, 18% of breast cancers and 19% of colon cancers.

3.14 An inactive person will also spend 38% more days in hospital than an active person, requires 5.5% more GP visits and accesses 13% more specialist services. The cumulative annual cost of physical inactivity to the national economy has been estimated as £20bn per year and the annual cost to local authorities in Kent has been calculated at just over £264 million.

- 3.15 The Chief Medical Officer recommends that adults achieve 150 minutes of moderate physical activity or 75 minutes of vigorous physical activity per week to maintain or improve health. To meet these guidelines, the total minutes per week must be achieved:
- **Over at least two days**
 - **In bursts of 10 minutes or longer.**
- 3.16 Moderate physical activity includes walking, cycling, gardening or other forms of movement that elicit an increase in heart rate. Vigorous physical activity includes exercise activities such as running, weight training, swimming and active sports.
- 3.17 Public Health England published 'Everybody Active, Every Day', a national implementation framework for physical activity. Four domains identified for action are:
- **Active society**
 - **Moving professionals**
 - **Moving at scale**
 - **Active environments**
- 3.18 This framework outlines the importance of creating environments and cultures that support physical activity including the provision of leisure and sport facilities, outdoor gyms, active travel and walking and cycling opportunities, business workforce engagement and the role of the health sector in promoting physical activity.
- 3.19 The remaining national policy context is summarised in Appendix 1, National Level.

LOCAL LEVEL

3.20 A number of current strategic policies, strategies and factors influence current and future supply and demand for sport and recreation facilities in Sevenoaks District. As well as providing the context for future facility provision, e.g. health improvement, improving accessibility and increasing participation, these strategies provide opportunities to link priority areas and needs and ensure that outcomes are aligned with identified local objectives. The relevant strategies and policies include:

- **The Sevenoaks Local Plan 2015-2035**
- **Sevenoaks Local Plan, Core Strategy (adopted February 2011)**
- **The Sevenoaks District Community Plan 2016-19**
- **Sevenoaks District Council Allocations and Development Management Plan (adopted February 2015)**
- **Strategic Housing Market Assessment (September 2015)**
- **The Sevenoaks District Strategy for Transport**
- **Sevenoaks Cycling Strategy**
- **Open Space, Sport and Recreation Study 2009 (PMP)**
- **Kent Joint Strategic Needs Assessment (JSNA) 2011**
- **Joint Health and Well Being Strategy 2014-2017**
- **Sevenoaks District's Health Plan 2015-2018**
- **Population Profiles and Projections**
- **Participation Trends and Rates in Sport and Physical Activity**

SPORTS FACILITY STRATEGY

Table 3.1: Summary of relevant District Strategies

STRATEGY	SUMMARY OF KEY ISSUES/PRIORITIES
<p>THE SEVENOAKS LOCAL PLAN 2015 - 2035</p>	<p>Sevenoaks District Council (SDC) is in the process of preparing a new Local Plan for the District, which will cover the period 2015 to 2035.</p> <p>The new Local Plan will provide the overarching principles that will shape the development of the District up to 2035. The policies within the Plan will promote sustainable development that will meet the needs of current and future generations. The evidence base will provide local information and data which will assist in the production of a robust and up-to-date Plan.</p>
<p>SEVENOAKS LOCAL PLAN, CORE STRATEGY, ADOPTED FEBRUARY 2011</p>	<p>The Core Strategy was adopted by the Council on 22 February 2011 after extensive consultation and examination by an independent inspector.</p> <p>The Core Strategy covers the period to 2026. It sets out what development will happen, where it will be located, when it will take place and what requirements it has to meet. It also explains what areas will be protected from development and explains how the environment will be safeguarded. More detailed policy guidance based on the Core Strategy will be given through other development plan documents and supplementary planning documents.</p> <p>The Core Strategy directs most development to land within existing urban areas, with only minor development within villages, while the District's countryside and its biodiversity will continue to be protected.</p> <p>The vision is central to the Core Strategy. It sets out what the District and the places within it should be like at the end of the plan period in 2026 and provides the context for framing objectives and policies, whose ultimate purpose is to ensure the vision is delivered.</p> <p>The vision should be consistent with other strategies at a local level, reflect the national and regional strategic policy context, take account of development in adjoining areas, reflect the views of the community and be underpinned by an analysis of the issues facing the District.</p> <p>These key influences are outlined below.</p>

STRATEGY	SUMMARY OF KEY ISSUES/PRIORITIES
	<p>KEY ISSUES</p> <p>Key issues the Core Strategy needs to tackle are set out below:</p> <ol style="list-style-type: none"> 1. Meeting future development requirements within an area constrained by the Green Belt. The District has to provide for new development. It has in the past been able to meet development requirements without the loss of Green Belt and the background studies show future requirements can be met while continuing to maintain the Green Belt. 2. Making the best use of previously developed land in urban areas. Locating development in existing urban areas puts the focus on making efficient use of existing urban land to ensure that it contributes fully to providing for new development. 3. Conserving and enhancing the high quality of the natural and built environment Sevenoaks has a legacy of high quality landscapes and historic features, which need to be protected and appropriately managed for future generations. 4. Providing for future development in Sevenoaks Urban Area. In an area lacking large towns, Sevenoaks is the District’s largest settlement with the greatest range of services. The strategy sets out the future role of the town and establishes the scope for future development, while protecting its environmental quality. 5. Improving Swanley. Swanley is the District’s second largest town. It is well-located close to M25 but there are issues of deprivation in some areas and the town centre needs improvement. Consequently, a greater emphasis is placed on regeneration 6. The future for the rural areas. Over 90% of the District is rural. The high quality of the rural environment needs to be conserved and enhanced while at the same time ensuring that the needs of rural communities are met and the rural economy can continue to develop in a sustainable way.

STRATEGY	SUMMARY OF KEY ISSUES/PRIORITIES
	<p>7. Improving the provision of affordable housing. Housing is expensive in the District and studies show a high level of need from local people who cannot afford to buy on the open market.</p> <p>8. Meeting the future housing needs of different groups. The District is characterised by family homes, but population forecasts show a trend towards a growing elderly population, with likely growth in housing for people with special needs, and to smaller households. The type of future housing provision takes account of these emerging trends.</p> <p>9. Maintaining a dynamic economy. A supply of land is needed to meet future business needs. The background studies show the potential contribution from maintaining and making effective use of existing employment land and from limited further development in Swanley.</p> <p>10. Ensuring services and facilities are provided and maintained to meet the needs of the community. The District is not a location where large scale expansion is planned but it is still important to ensure services and facilities are available to meet the changing needs of the population.</p> <p>11. Responding to the challenges posed by climate change. The climate is changing and future development in the District needs to adapt to the potential impact of climate change and to minimise impacts that contribute to climate change.</p> <p>FUTURE DEVELOPMENT IN SEVENOAKS DISTRICT</p> <p>Sevenoaks District will provide for future development requirements by making effective use of urban land within existing settlements, while protecting the environment. It will deliver an annual average of 165 dwellings (net addition), equivalent to 3,300 additional dwellings over the period 2006 to 2026 in a sustainable way. A balance of new housing will be achieved with increased provision of affordable housing, smaller homes and housing designed to meet the needs of older people. Accommodation for gypsies and travellers will also be increased.</p> <p>The high quality natural built and historic environment will be conserved and enhanced, especially in those</p>

STRATEGY	SUMMARY OF KEY ISSUES/PRIORITIES
	<p>parts of the District designated to protect their distinct character. New development throughout the District will be of a high-quality, incorporating designs that respond to the distinctive local character of areas of high environmental quality or make a positive contribution to the environmental enhancement of other areas. The design of new development will incorporate sustainability principles, taking into account potential climate change.</p> <p>A Green Infrastructure Network will be developed including areas of value for biodiversity, open space and recreation.</p> <p>The majority of new housing development will be focused in the urban areas of Sevenoaks and Swanley.</p> <p>Sevenoaks will continue to combine economic prosperity with environmental quality and new retail, office, tourism and housing development will support its role as a principal town centre within West Kent. Continued small-scale housing developments will occur on suitable sites throughout the town and a range of job opportunities will be provided generally on existing sites in employment use.</p> <p>Swanley will be regenerated to create a town centre that better meets the needs of the community and supports the economy through development to include a mix of new shops, offices, hotel and residential development, together with accompanying environmental improvements. Existing employment areas in the town will be renewed and a new site developed adjoining the M25. Open space provision will be improved to serve this more densely developed town.</p> <p>Edenbridge will retain its role as a rural service centre serving the surrounding villages with a range of shops, services and employment. Within those villages that have a limited range of local facilities and transport options, there will be change on a more limited scale through smaller scale housing developments consistent with the size and relative sustainability of the settlement concerned. There will be an emphasis on retaining existing local services and employment.</p> <p>New Ash Green village centre will be regenerated and the quality of its environment improved so that it more effectively meets the needs of the community.</p> <p>The countryside outside existing settlements, and outside areas designated as major developed sites within</p>

STRATEGY	SUMMARY OF KEY ISSUES/PRIORITIES
	<p>the Green Belt, will continue to be protected and its distinctive character will remain.</p> <p>The separate identity and character of individually distinct villages and towns will be maintained. Small scale affordable housing schemes adjoining existing villages will be developed to meet identified local need.</p> <p>An active and vibrant rural economy providing a range of jobs and services in rural areas will be supported primarily based on the re-use of existing buildings. The existing major developed sites within the Green Belt will remain and further development within them may occur consistent with their status.</p> <p>The Kent Downs and High Weald Areas of Outstanding Natural Beauty are of national importance and the distinctive character of their landscapes will be conserved and enhanced. The biodiversity of the District will be conserved and opportunities taken for enhancement in urban and rural areas.</p> <p>THE COUNTRYSIDE</p> <p>The District has a well-developed network of footpaths and bridleways that enable access to the countryside. Recreational paths include the North Downs Way, the Greensand Way, , the Darent Valley Path and the Eden Valley Path.</p> <p>There is a Country Park at Lullingstone and extensive areas of countryside with public access. The Council will continue to seek access improvements, including links between town and country, through the Green Infrastructure Network (see Policy SP10) and will also seek improvements in interpretation facilities to promote enjoyment and understanding of the countryside.</p> <p>Horse riding is a significant recreational activity in rural areas of the District which offers benefits to rural communities but horse-related including stables and paddocks, can have landscape impacts that require careful consideration.</p>

STRATEGY	SUMMARY OF KEY ISSUES/PRIORITIES
<p>THE SEVENOAKS DISTRICT COMMUNITY PLAN 2016-19</p>	<p>The Community Plan vision is for:</p> <p>Sevenoaks District to be recognised by all as a place with:</p> <ul style="list-style-type: none"> • Safe and caring communities • A green and healthy environment • A dynamic and sustainable economy <p>Other strategies linked to the Community Strategy include the Council's:</p> <ul style="list-style-type: none"> • Housing Strategy (currently being reviewed) • Community Safety Strategy • Young People's Action Plan, aimed at enhancing the lives of young people • Air Quality Action Plan, which contains proposals for action relating to the District's designated • Air Quality Management Areas • The West Kent Area Investment Framework, produced by the West Kent Partnership (covering Sevenoaks, Tonbridge and Malling and Tunbridge Wells Local Authority Areas) outlines a vision and priorities for the economy of West Kent. It has recently been reviewed. • Economic Development Action Plan. • Local Transport Plan produced by Kent County Council. A Sevenoaks District Strategy for Transport was published for consultation in October 2009 and has been prepared in parallel with the Core Strategy. <p>Management Plans for the High Weald and Kent Downs</p>
<p>SEVENOAKS DISTRICT COUNCIL ALLOCATIONS AND DEVELOPMENT MANAGEMENT PLAN (ADOPTED FEBRUARY 2015)</p>	<p>The Allocations and Development Management Plan (ADMP) is a tool to implement and build on the strategic vision of the Core Strategy and plays an important role in shaping the future of the District up to 2026. The ADMP includes site specific allocations for open space, residential, employment and mixed use as well as policies for managing development across the District.</p>

STRATEGY	SUMMARY OF KEY ISSUES/PRIORITIES
	<p>It identifies land for potential development, subject to planning permission, promotes good design and promotes the conservation and enhancement of the District’s high quality natural and built environment. Policies potentially significant to the PPS are identified below.</p> <p>Policy GI 1 – Green Infrastructure and New Development. Proposals will be permitted where opportunities for provision of additional Green Infrastructure have been fully considered and would be provided, where justified, by the character of the area or the need for open space. Any open spaces provided as part of new development should, wherever practical and appropriate, be located where they can provide a safe link for the population.</p> <p>Policy GI 2 - Loss of Open Space. Change of use or redevelopment of Green Infrastructure, Open Space, Sport or Recreation sites within the urban confines of towns and villages, as defined on the policies map, and redundant school playing fields, will not be permitted unless the applicant demonstrates that:</p> <ul style="list-style-type: none"> • The open space is surplus to requirements; and that there is no need for an appropriate alternative community, sports or recreational use, or • The loss will be mitigated by equivalent replacement provision (in terms of quality, quantity and accessibility) or • The development is for alternative sports/recreational use. <p>Supporting development will be permitted where it is appropriate and ancillary to the use of the site as a community playing field or sports pitch. There should be no significant adverse impact on the character of the local environment and any potential loss of biodiversity interests should be mitigated. Proposals for built development on redundant school playing fields in the Green Belt, other than for essential facilities for outside sport and recreation, will be refused.</p> <p>Policy EN6 - Outdoor Lighting. Proposals for lighting that affect the outdoor environment which meet the following criteria will be permitted:</p> <ul style="list-style-type: none"> a) Where associated with a wider development, the proposal would be well integrated within the scheme;

STRATEGY	SUMMARY OF KEY ISSUES/PRIORITIES
	<ul style="list-style-type: none"> b) Any impact on the night sky would be minimised through time-limited and user activated lighting, the alignment of lamps, provision of shielding and selection of appropriate lighting type and intensity; c) There would be no harmful impact on privacy or amenity for nearby residential properties; d) The proposal would preserve or enhance the character or appearance of any Heritage Asset which may be affected; e) Any potential impacts on wildlife would be avoided or adequately mitigated where avoidance is not possible; and f) Where proposals affect Areas of Outstanding Natural Beauty or open countryside, it can be demonstrated that the lighting is essential for safety or security reasons. Where these criteria are met, proposals incorporating the use of low energy lighting will be encouraged. <p>Policy CF1 - Re-use of Redundant School Buildings. Where school buildings become vacant or redundant and there is no requirement for an alternative educational use, priority should be given to reusing the buildings or site to address local need for community facilities. Proposals for change of use or redevelopment for alternative non-community uses will only be considered if it is demonstrated by the applicant that there is no identified community need that can be facilitated through the site, or that community facilities that meet the identified need are incorporated into a wider mixed use scheme. Alternative uses that may be acceptable in this instance, subject being located close to services, include residential care homes or sheltered housing.</p> <p>Policy CF2 - Loss of Local Services and Facilities. The loss of local services and facilities that are within Sevenoaks, Swanley and Edenbridge urban areas will be resisted where they are serving a local need. Exceptions will be made where equivalent replacement facilities equally accessible to the population served are provided, or where it is demonstrated, through evidence submitted to the Council, that the continued operation of the service or facility is no longer financially viable.</p>
STRATEGIC HOUSING MARKET ASSESSMENT (SEPTEMBER 2015)	<p>The SHMA draws together key factors to identify the full objectively-assessed need for market and affordable housing. It identifies a need for 620 homes per year in Sevenoaks District, over 2015-35. The SHMA concludes that an appropriate trend-based demographic projection would see population growth of 19,900 (17.0%) in Sevenoaks District. Development sites have been allocated predominately in Sevenoaks, Swanley and Edenbridge (SDC Allocations and Development Management Plan, (Adopted February 2015)).</p>

STRATEGY	SUMMARY OF KEY ISSUES/PRIORITIES
<p>THE SEVENOAKS DISTRICT STRATEGY FOR TRANSPORT</p>	<p>The Transport Strategy identifies four priority objectives, which are:</p> <ul style="list-style-type: none"> ● Improving accessibility ● Tackling congestion ● Providing safer roads and ● Improving air quality <p>These have been used to identify priorities in different parts of the District:</p> <ul style="list-style-type: none"> ● Sevenoaks Urban Area <ul style="list-style-type: none"> ➤ Improve public transport interchange facilities, in particular at the main bus and railway stations in Sevenoaks District. ➤ Maintain and improve capacity on peak train services. ➤ Manage parking issues in the town centre and around train stations. ➤ Bring forward measures to alleviate congestion and tackle air quality issues at Riverhead, Bat and Ball and Sevenoaks Town Centre. ➤ Improve facilities for walking and cycling. ● Swanley <ul style="list-style-type: none"> ➤ Improve accessibility to Swanley Station by walking and cycling. ➤ Ensure that development in Swanley does not have a significant negative impact on traffic on the Strategic Road Network. ➤ Improve bus interchange facilities in Swanley. ➤ Improve facilities for walking and cycling. ➤ Bring forward measures to alleviate congestion and tackle air quality issues near Swanley town centre. ● Edenbridge <ul style="list-style-type: none"> ➤ Maintain and improve capacity on peak train services. ➤ Increasing the number of destinations that can be accessed via train services from Edenbridge, including services to Gatwick Airport / improved services to Redhill. ➤ Improve facilities for walking and cycling. ➤ Maintain and, where necessary, improve safety on main access roads to Edenbridge.

STRATEGY	SUMMARY OF KEY ISSUES/PRIORITIES
	<ul style="list-style-type: none"> ● Villages and Rural Areas <ul style="list-style-type: none"> ➤ Maintain and improve accessibility to jobs, shops and services by non-car means, including walking, cycling, public transport and community transport. ➤ Bring forward measures to alleviate congestion and tackle air quality issues, including those along the A25 corridor, at Seal and Westerham, and on the Strategic Network. <p>The improvements in public transport and facilities for walking and cycling are key factors in increasing participation in sport and physical activity.</p>
<p>SEVENOAKS CYCLING STRATEGY</p>	<p>The Strategy aims to enable more people to cycle more safely in the district so as to encourage a shift towards more sustainable transport choices and healthy leisure activities. In order to achieve this, a number of priority areas for action have been identified, namely:</p> <ol style="list-style-type: none"> 1. Creating New Routes and Linkages – seeking opportunities to develop new routes and linkages which 1) connect population centres to key services such as local schools, employment areas and transport interchanges in the main urban areas of Sevenoaks, Swanley and Edenbridge; and 2) promoting leisure cycling through the identification of attractive longer leisure routes which connect to the main urban centres 2. Safer Cycling – ensuring infrastructure is well designed, prioritising routes on quiet residential streets away from busy main roads and junctions and providing road safety education 3. Improvements to Cycle Parking – identifying locations for additional cycle parking facilities and positioning them to maximise security 4. Promotion and Encouragement – raising awareness of cycling and its benefits amongst the community 5. Maintenance – ensuring existing and any future facilities are well maintained

STRATEGY	SUMMARY OF KEY ISSUES/PRIORITIES
<p>OPEN SPACE, SPORT AND RECREATION STUDY 2009 (PMP)</p>	<p>The study includes an audit of all open space in the District and provides priorities for future open space, recreation and sport provision and a direction for the allocation of future resources.</p> <p>The aims of the study were to:</p> <ul style="list-style-type: none"> • Provide a comprehensive audit of existing provision of different types of open spaces, sporting and recreational facilities in terms of quantity, quality, accessibility, and wider value to the community • Identify local needs and recommend standards of provision for all types of open space, sporting and recreational facilities (including indoor and outdoor facilities (both public and private) in accordance with Planning Policy Guidance Note 17, Planning for Open Space Sport and Recreation (PPG17, 2002) • Identify any deficiencies or surpluses in provision together with strategic options/policies for addressing any shortfalls in provision (either current or future) <p>ASSESSMENT OF OUTDOOR SPORTS FACILITIES</p> <p>The study established a quantity, quality and accessibility standard as follows:</p> <ul style="list-style-type: none"> • Urban – 5.2ha/1,000 population (or 2.6ha/1000 excluding golf courses) • Rural – 15.4ha/1,000 population (or 3.7ha/1000 excluding golf courses) <p>A well-planned sports facility with level, well-drained and good quality surfaces. Good quality ancillary accommodation should be provided suitable to the size and location of the site. This could include changing facilities, toilets, car parking, litter and dog-fouling bins. Facilities for young people should be provided where appropriate.</p> <p>Residential areas should be no more than a 15-minute walk (1.2km) from outdoor sports facilities.</p> <p>School sports pitches were recognised as a valuable resource and it should be a priority for the Council to protect such facilities from development and, where no other facilities exist, open up formal public access to school sites.</p>

STRATEGY	SUMMARY OF KEY ISSUES/PRIORITIES
	<p>It was recommended that the Council should undertake a playing pitch strategy and consider future outdoor sports provision in West Kingsdown, Well Hill and the Marlpit Hill area.</p> <p>ASSESSMENT OF INDOOR SPORTS FACILITIES</p> <p>The audit of indoor sports facility identified that Sevenoaks, relative to the total resident population, had an undersupply of sports halls and an oversupply of synthetic turf pitches (STPs) and swimming pools. The report concluded that there was no pressing need for new sports hall provision. It was stated that the large rural areas of the District make formal sports hall provision inappropriate.</p> <p>Furthermore, there are many community halls that could be used as sports venues and a number of schools with sports halls that are not used by the public that could potentially be opened for public use prior to any new provision.</p> <p>The main built sports facilities are in the urban areas, disadvantaging those living in rural areas.</p> <p>Sevenoaks has one indoor tennis venue. PMP concluded that it should be a long-term priority for the Council to increase the number of indoor tennis facilities available.</p> <p>Participation in squash across Sevenoaks has declined and several courts converted to other uses. Squash continues to be popular at the Wildernesse Sports Centre where its development should be encouraged.</p> <p>Sports development rather than built facilities were seen as a priority for funding.</p>
<p>KENT JOINT STRATEGIC NEEDS ASSESSMENT (JSNA) 2011</p>	<ul style="list-style-type: none"> ● The biggest population growth will be in the 65+ age group which is predicted to increase by 9.7% between 2012 and 2016 in Kent ● Better health generally than England average ● Predominantly white British population but growing immigration from Eastern Europe ● There is an obvious strong correlation of social factors such as deprivation with lack of physical activity and poor diets leading to overweight and obesity. ● Need to reduce levels of alcohol and smoking to reduce health inequalities

STRATEGY	SUMMARY OF KEY ISSUES/PRIORITIES
<p>JOINT HEALTH AND WELLBEING STRATEGY 2014-17 (JHWS)</p>	<p>The Kent wide Health and Wellbeing Strategy, utilising the Joint Strategic Needs Assessment, seeks to achieve the following outcomes:</p> <ul style="list-style-type: none"> • Every child has the best start in life • Effective prevention of ill health by people taking greater responsibility for their health and wellbeing • The quality of life for people with long term conditions is enhanced and they have access to good quality care and support • People with mental health issues are supported to ‘live well’ • People with dementia are assessed and treated earlier, and are supported to live well <p>Four priorities were identified to achieve this:</p> <ol style="list-style-type: none"> 1. Tackle key health issues where Kent is performing worse than the England average 2. Tackle health inequalities 3. Tackle the gaps in provision 4. Transform services to improve outcomes, patient experience and value for money
<p>SEVENOAKS DISTRICT’S HEALTH PLAN 2015 – 2018</p>	<p>For 2015-18 Sevenoaks priorities are:</p> <ol style="list-style-type: none"> 1. Give every child the best start in life • Promoting healthy weight for children 2. Enable all children, young people and adults to maximise their capabilities and have control over their lives • Support older people to keep them safe, independent and leading fulfilling lives 3. Create fair employment and good work for all • Support businesses to have healthy workplaces 4. Ensure healthy standard of living for all • Meet the housing needs of people living in the District including affordable and appropriate housing 5. Create and develop healthy and sustainable places and communities • Sustain and support healthy communities 6. Strengthen the role and impact of ill health prevention • Reduce the gap in health inequalities across the social gradient

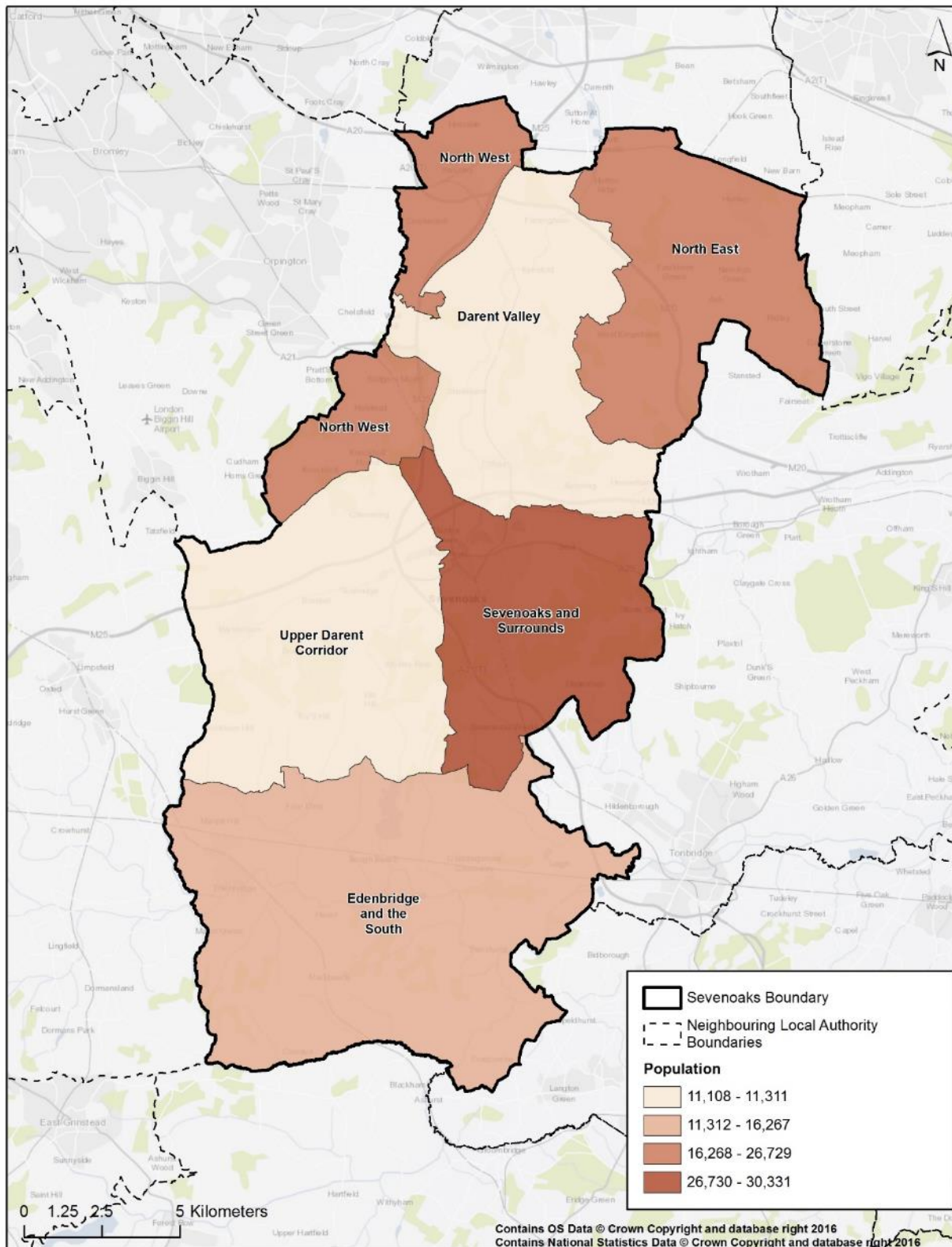
FUTURE DEVELOPMENT IN THE DISTRICT

- 3.21 The Strategic Housing Market Assessment concluded that the District has an Objectively Assessed Housing Need (OAN) of 12,400 from 2015-2035 or 620pda. The Council are preparing a new Local Plan which will include a new housing target to replace the Core Strategy and the Allocations and Development Management Plan (ADMP).
- 3.22 The Core Strategy and ADMP promote development in the existing urban areas of the District with a focus on the three main towns of Sevenoaks, Swanley and Edenbridge. The Core Strategy housing target equates to 165dpa, lower than the identified OAN.
- 3.23 The new Local Plan will set out policies and land allocations to meet a new housing target and will progress to issues and options stage in the Summer of 2017.

POPULATION PROFILES AND PROJECTIONS

- 3.24 The population profile of Sevenoaks District, the future growth projections and the location of growth is important to understand in planning for the future provision of sports facilities.
- 3.25 Sevenoaks District has a population of circa 121,000 population (2016).
- 3.26 The age profile of the District's population is slightly older than the South-East average and the trend towards an ageing population is set to continue in the future. By 2033, there will be a 71% increase in the number of those aged 75+, and a 23.9% increase in those aged 60-74. Equally, there will be increased numbers of those under 15 (15.7%) and 9% more people aged 30-44 living in the District. **(Source: Strategic Housing Market Assessment September 2015 v 3).**
- 3.27 Those in younger age groups are most likely to participate in a wide range of sport and physical activities. Facilitating available opportunities for such participation are crucial to ensure an active lifestyle becomes part of daily routine and continues into later life. It is, however, also important to ensure there are opportunities for older people to stay active as long as possible, as this will enable them to age well.
- 3.28 Almost all of Sevenoaks District residents (97.6%) identify themselves as “white” and were born in the UK.
- 3.29 The population of Sevenoaks District is well educated, with 20% of residents educated to degree level or above.
- 3.30 Car ownership is significantly higher than in Kent, the South East and England. Only 12.4% of the population does not have access to a car.

Map 3.1: Current Population Distribution in Sevenoaks



Usual resident population by sub area in Sevenoaks District (2016)

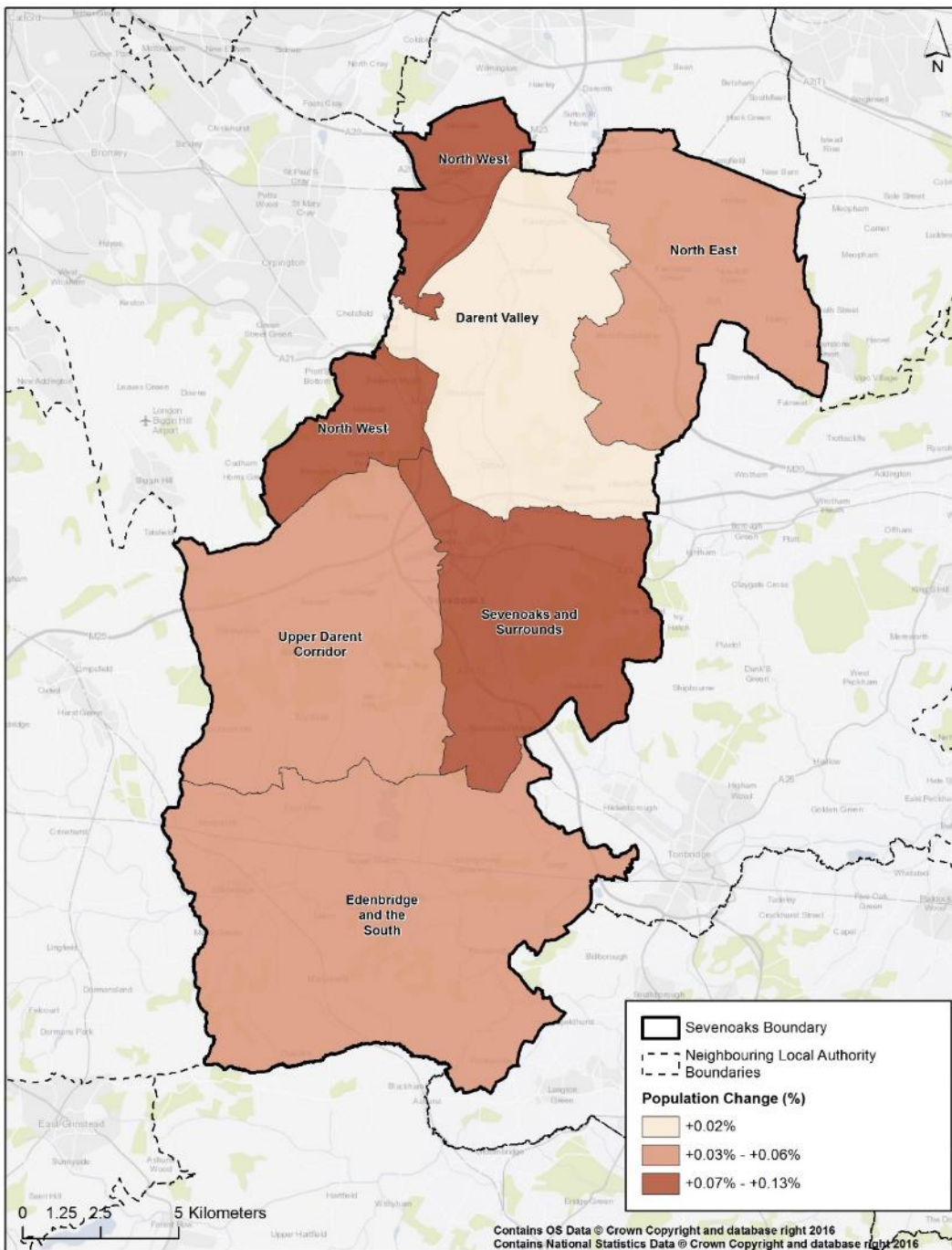


SPORTS FACILITY STRATEGY

3.31 In 2013, the population of the District was 117,035. This is predicted to grow by 16.6% and 19,469 people, to 136,504 by 2033 (Source: Strategic Housing Market Assessment September 2015 v 3). This is in line with ONS Mid 2014 population estimates, which see a population growth from 121,000 in 2016 to 139,000 by 2035.

3.32 Map 3.2 shows the population growth in Sevenoaks District.

Map 3.2: Population growth in Sevenoaks



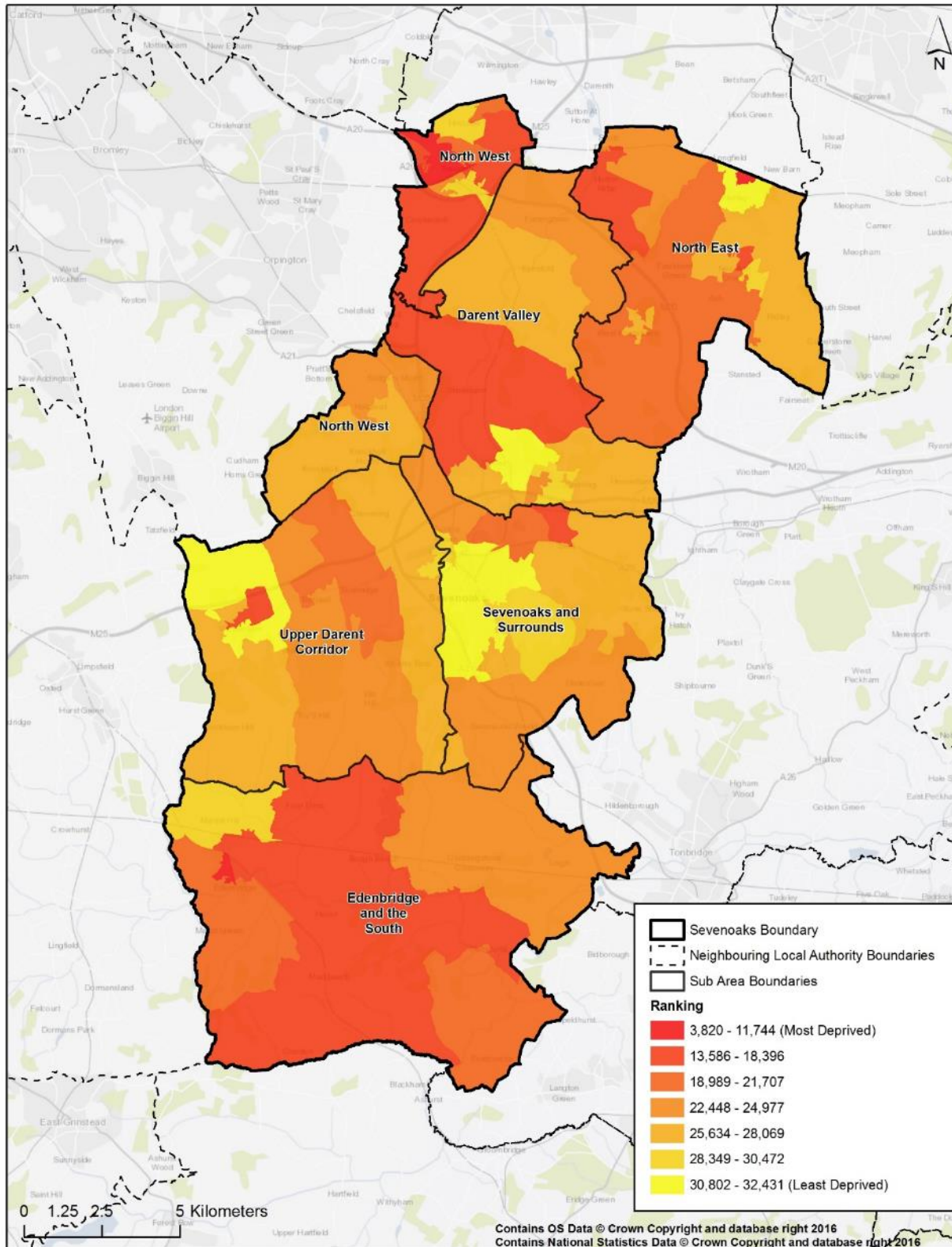
Percentage change in population by sub area in Sevenoaks District (2026-2016)



POPULATION PROFILE - DEPRIVATION

- 3.33 Sevenoaks District is within the top 20% least deprived local authorities in the country and ranks 295 out of 354 local authorities. (1st being most deprived and 354th being least deprived), although there are specific wards within the District where deprivation is much higher. Six out of the 74 Lower Level Super Output Areas, the smallest area for which the level of deprivation is measured, are more deprived than the UK average. Five of these areas, including the two worst, are within Swanley and one is in Hartley.
- 3.34 The most deprived wards in the District are in Swanley and Edenbridge.
- 3.35 The Lower Super Output Areas (LSOAs) surrounding Sevenoaks Town Centre are the least deprived in the District with all areas within the top 10% least deprived in the country.
- 3.36 Map 3.3 shows areas of deprivation in the District. Darker colours are the areas of highest deprivation.

Map 3.3: Areas of Deprivation in Sevenoaks District



Index of Multiple deprivation by lower super output area in Sevenoaks District (2015)



HEALTH PROFILE

- 3.37 In general, the health of people in Sevenoaks District is better than the England average. Deprivation is lower than average, but about 11.7% (2,600) children live in poverty. Life expectancy for both men and women is higher than the England average.
- 3.38 Priorities in Sevenoaks District include addressing childhood obesity, tackling smoking during pregnancy, and reducing road injuries (Sevenoaks Health Profile 2015).

Source: All statistics quoted are taken from the JSNA 2014

Table 3.2: Summary of Demographic Profile Sevenoaks

<p>POPULATION 2016 (ONS Census mid-year estimates 2014)</p>	<p>Current Population 121,000</p> <p>48.5% male 51.5% female</p>
<p>POPULATION TRENDS</p>	<p>The population of Sevenoaks District is forecast to increase by 6.0% between 2001 and 2026.</p> <p>This increase in population is less than the projected population change in Kent, which is projected to increase by 16.7% over the same period.</p> <p>The age structure of the population of Sevenoaks District is weighted slightly towards older people, resulting in slightly higher numbers of people 45+ compared with population averages of the South East and England.</p> <p>The age profile of the District's population is slightly older than the South-East average and the trend towards an ageing population is set to continue in the future. By 2033, there will be a 71% increase in the number of those aged 75+ and a 23.9% increase in those aged 60-74. Equally, there will be increased numbers of those under 15 (15.7%) and 9% more people aged 30-44 living in the District.</p> <p style="text-align: right;">(Source: Strategic Housing Market Assessment September 2015 v 3)</p>
<p>CHARACTERISTICS</p>	<p>Almost all of Sevenoaks District residents (97.6%) identify themselves as "white" and were born in the UK.</p> <p>The population of Sevenoaks District is well educated with 20% of residents educated to degree level or above.</p> <p>Car ownership is significantly higher than in Kent, the South East and England, at around 86.7%</p>

DEPRIVATION

Sevenoaks District is within the top 20% least deprived local authorities in the country and ranks 295 out of 354 local authorities. (1st being most deprived and 354th being least deprived).

The most deprived wards in Sevenoaks District are Swanley and Edenbridge.

The LSOAs surrounding Sevenoaks Town Centre are the least deprived in the District, with all areas within the top 10% least deprived in the country.

OBESITY

In 2012, 65.3% of adults are classified as obese or overweight. In Year 6, 15.5% (172) of children are classified as obese, better than the average for England (Sevenoaks Health Profile 2015).

TOTAL COST OF INACTIVITY

£1,847,703. (Source: British Heart Foundation Health Promotion Research Group at Oxford University).

HEALTH ISSUES

The health of people in Sevenoaks District is generally better than the England average. Deprivation is lower than average, however about 11.7% (2,600) children live in poverty. Life expectancy for both men and women is higher than the England average.

Priorities in Sevenoaks District include addressing childhood obesity, tackling smoking during pregnancy, and reducing road injuries (Sevenoaks Health Profile 2015).

THE ECONOMIC VALUE OF SPORT

3.39 Sport has a valuable role to play in benefitting the health and social economy of the nation and at local level. It is estimated (Source: Sport England Local Profile 2015, and the Economic Value of Sport, 2013) that sport makes an £11.3 billion contribution to the health economy of England. In 2013, sport contributed gross value-add (GVA) of £20.3 billion to the economy in England. In Sevenoaks District, the total GVA value is £38.7m (£31.8m accounts for participation in sport. Overall, sport generates £49.7m of health benefits in the District.

(Source: Sport England Local Sports Profile)

PHYSICAL ACTIVITY AND PARTICIPATION

THE VALUE OF PARTICIPATION

- 3.40 The value of participation in sport and physical activity is significant, and its contribution to individual and community quality of life should not be underestimated. This is true for both younger and older people. Participation in sport and physical activity delivers:
- **Opportunities for physical activity, and therefore more ‘active living’**
 - **Health benefits – cardio vascular, stronger bones, mobility**
 - **Health improvement**
 - **Mental health benefits**
 - **Social benefits – socialisation, communication, interaction, regular contact, stimulation**
- 3.41 In addition, participation in sport and physical activity can facilitate the learning of new skills, development of individual and team ability / performance, and provide a ‘disciplined’ environment in which participants can ‘grow’ and develop.
- 3.42 The benefits of regular and active participation in sport and physical activity will be important to promote in relation to future sport, leisure and physical activity in Sevenoaks District. There is an existing audience in the District, which already recognise the advantages of participation, and a latent community who are ready to take part.
- 3.43 The sport, physical activity and leisure offer in the District can support the delivery of the desired outcomes across a number of District strategic priorities and objectives.

CURRENT PARTICIPATION RATES

3.44 In terms of the Public Health England definition for physical activity (150 minutes or equivalent of at least moderate intensity activity per week) 61.1% of adults aged 16+ years are classed as being active by Sevenoaks District public health report in 2015.

Table 3.3: Physically active and inactive adults

RATE	SEVENOAKS	SOUTH EAST	ENGLAND
% ACTIVE	62.8%	59.0 %	57.0 %
% INACTIVE	20.9 %	25.4 %	27.7 %

(Source: Public Health England - Public Health Outcomes Framework. Measure: percentage of physically active and inactive adults. Time period(s): 2014)

3.45 The Sport England Active People Survey tracks people that participate in sport at national, regional, (County Sports Partnership (CSP)) and local authority level. The first survey, APS1, was conducted between October 2005 and October 2006. It has become a continuous process, with APS9 completed in March 2015 and APS 10 completed in March 2016.

3.46 Each survey gathers data on the type, duration and intensity of people's participation in different types of sport and active recreation, as well as information about volunteering, club membership, tuition as an instructor or coach, participation in competitive sport and overall satisfaction with local sports provision.

3.47 Table 3.4 identifies that the 42.1% of the Adult population (14+) in Sevenoaks District participate in sport at least once a week, which is higher than the South East (39.5%) and England (36.5%) averages. Across England participation is highest in the South-East region.

Table 3.4: Adult (14+) Participation in Sport (at least once a week)

2013/2014	42.7%	38.8%	37.5 %
2014/2015	43.4%	38.7%	36.7%
2015/2016	42.1%	39.5%	36.5 %

Source: Active People Survey. Measure: Adult participation aged 14+, one session per week (at least 4 sessions of at least moderate intensity for at least 30 minutes in the previous 28 days). Time period(s): 2013/2014, 2014/2015, 2015/2016.

3.48 The level of adult (14+) participation in sport, in Sevenoaks District has decreased very slightly since 2013/14 (-0.6%), and remains higher than regional (+2.6%) and significantly higher than the national (+5.6%) average.

SPORTS FACILITY STRATEGY

3.49 Table 3.5 shows the former N18 key performance indicator of participating once a week. It shows that participation across Sevenoaks District has increased from 2005/2006 (23.1%) to 2014/2015 (27.9%). The 27.9% participation in 2014/16 is higher than the South East regional and England averages. Male participation and female participation in 2014/15 is higher than the Regional and England rates.

Table 3.5: Sport England Former N18 Participation three times per week, by year

	ALL	MALE	FEMALE	ALL	MALE	FEMALE	ALL	MALE	FEMALE
2005/06	23.1%	24.8%	21.6%	22.9%	25.4%	20.6%	21.3%	24.0%	18.7%
2013/15	26.5%	33.0%	20.4%	24.6%	26.6%	22.6%	23.3%	26.2%	20.6%
2014/16	27.8%	35.1%	21.1%	25.9%	28%	23.8%	23.7%	26.8%	20.8%

3.50 The Sport England Active People Survey (APS) shows that, since the survey began in 2005/06, participation at local authority, regional and national levels has grown and declined at different rates. Table 3.6 illustrates the trends in participation in Sevenoaks District. The current trend is growth, significantly above the base 2005/2006 levels, at local authority, regional and national levels.

Table 3.6: Adult (16+) Participation in Sport (at least once a week), by year

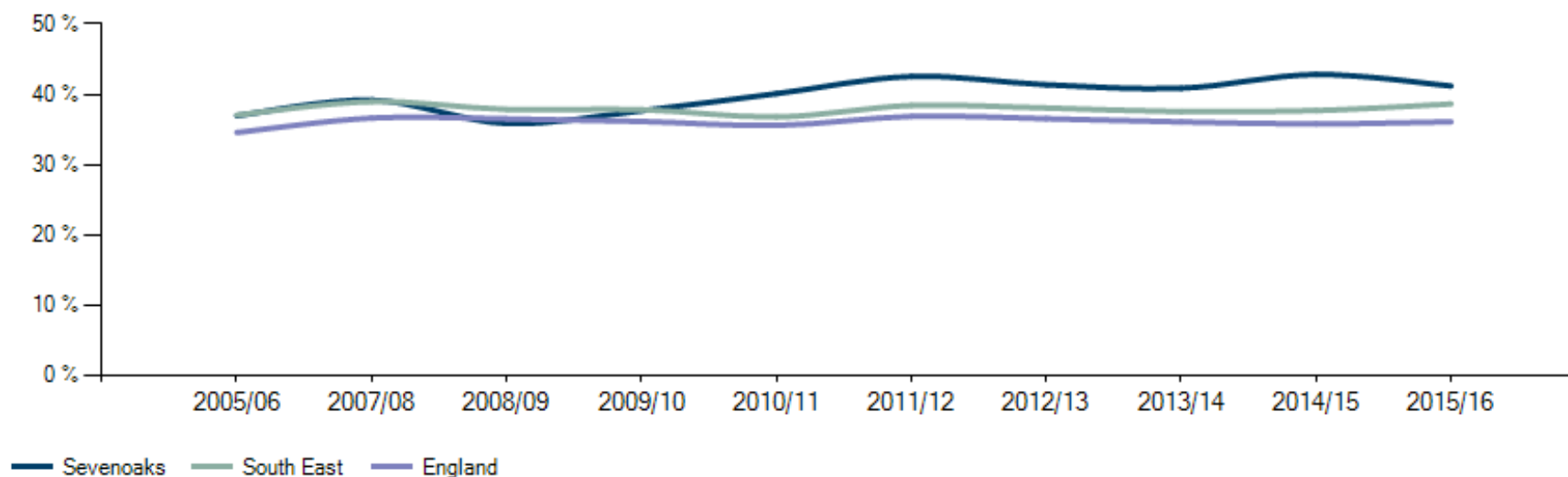
2005/06	37.0 %	37.1 %	34.6 %
2007/08	39.2 %	39.0 %	36.6 %
2008/09	35.9 %	37.9 %	36.5 %
2009/10	37.7 %	37.9 %	36.2 %
2010/11	40.1 %	36.8 %	35.6 %
2011/12	42.6 %	38.4 %	36.9 %
2012/13	41.4 %	38.1 %	36.6 %
2013/14	40.9 %	37.6 %	36.1 %
2014/15	42.8 %	37.7 %	35.8 %
2015/16	41.2 %	38.7 %	36.1 %

Source: Active People Survey. Measure: Adult (16+) participation in sport (at least once a week) by year, one session per week (at least 4 sessions of at least moderate intensity for at least 30 minutes in the previous 28 days). Time period(s): 2005/06, 2007/08, 2008/09, 2009/10, 2010/11, 2011/12, 2012/13, 2013/14, 2014/15, 2015/16

Source: Sport England Local Sports Profile

Figure 3.2: Adult (16+) Participation in Sport (at least once a week), by year

Adult (16+) participation in sport at least once a week - 2005/06 to 2015/16



- 3.51 Comparing the 2005/06 to the current 2015/16 APS figures (at least once a week) all participation in Sevenoaks District has increased from 36.4% to 39.1%. Current participation levels in the District are higher than both regional and national averages.
- 3.52 Participation rates for 3 x 30 minutes per week (formally NI18) also show an increase for males and females. The overall participation level at APS 10 is 27.9% for Sevenoaks District. Levels of participation in Sevenoaks District are above both regional and national averages.
- 3.53 The number of adults (14+) who are currently inactive in Sevenoaks District is 43.8%. Of these people, 27.5% would like to do more sport.
- 3.54 The SE Small Area Estimates maps for Sevenoaks District indicate that, geographically, once a week participation is comparable across the whole District.

SPORT ENGLAND KEY PERFORMANCE INDICATORS

3.55 Sport England, the Government’s agency for sport, measure four key areas in relation to sport activity. Table 3.7 sets out the performance of Sevenoaks District compared with the South-East Region and England.

Table 3.7: Comparison with Sport England KPIs – Sevenoaks District

	2012/13	2013/14	2014/15	2015/16	2012/13	2013/14	2014/15	2015/16	2012/13	2013/14	2014/15	2015/16
KPI3 - CLUB MEMBERSHIP IN THE LAST 4 WEEKS	22.9%	30.7%	24.2%	29.7%	24.3%	24.2%	23.7%	24.1%	21.0%	21.6%	21.8%	22%
KPI4 - RECEIVED TUITION / COACHING IN LAST 12 MONTHS	17.7%	20.2%	26.2%	25.3%	18.1%	19.0%	18.0%	18.5%	15.8%	16.4%	15.6%	15.8%
KPI5 - TOOK PART IN ORGANISED COMPETITION IN LAST 12 MONTHS	16.5%	18.3%	13.1%	16%	14.2%	15.0%	14.7%	15.2%	11.2%	13.3%	13.3%	13.3%
KPI6 - SATISFACTION WITH LOCAL PROVISION	61.7%	63.4%	48.5%	66%	63.7%	63.8%	63.6%	64.3%	60.3%	61.6%	61.8%	62.2%

Source: Local Sports Profile Active People Survey, Year: 2012/13-2015/16, Measure: Key Performance Indicators 13, 14,15,16

3.56 In Sevenoaks District, club membership (KPI 3) is 24.2%, slightly above the regional and national averages. Tuition / coaching rates (KPI 4) have grown and are significantly higher than regional and national averages.

3.57 Despite high regional levels of participation, Sevenoaks District is performing below the national (KPI 5) averages for organised competition. Satisfaction with local provision (KPI 6) has declined by 15%. This suggests a significant change and the need to improve sport and physical activity services to help restore satisfaction and increase participation levels.

MARKET SEGMENTATION

- 3.58 Sport England has developed 19 sporting segments to provide a better understanding of people’s attitudes to sport, their motivations and barriers. The key data sources were the Department of Culture, Media and Sport (DCMS), ‘Taking Part’ survey and Active People. Further data was added from Experian Mosaic databases. Population data is used for people aged 18 and over.
- 3.59 The segmentation model consists of 19 segments – each segment has a distinct sporting behaviour and attitude. A summary of each market segment is provided in Appendix 12.
- 3.60 Understanding the dominant market segments in Sevenoaks District is important as it can help direct sports provision and focus programming. The dominant market segments can be seen from table 3.8. In Sevenoaks District, the dominant market segments are Tim, Philip, Ralph & Phyllis, Chloe and Elaine.

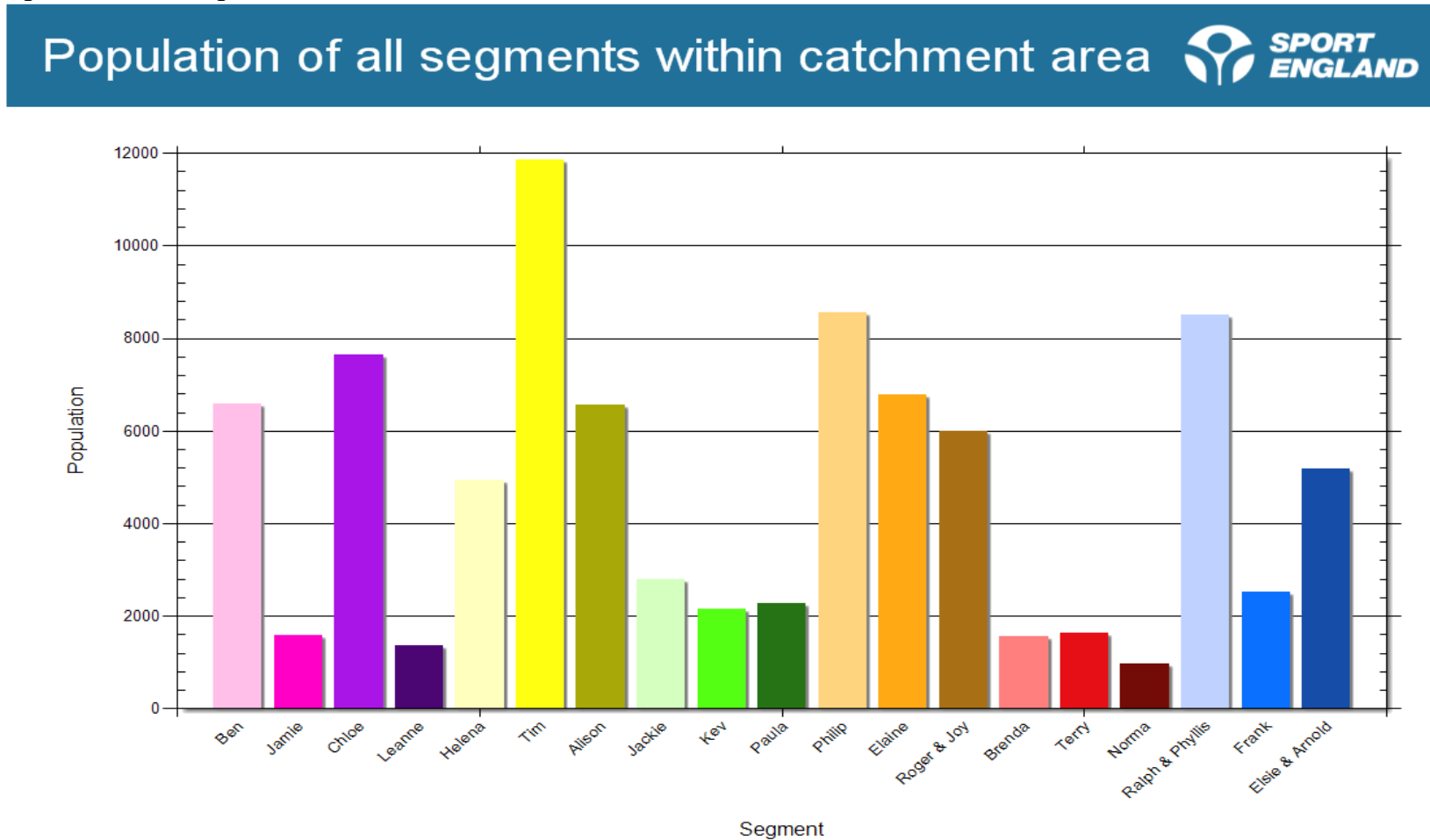
Table 3.8: Market Segmentation Summary – Sevenoaks District

TIM	Sporty male professionals (aged 26-45), buying a house and settling down with partner.	13.2%	Cycling, keep fit/ gym, swimming, football, athletics and golf.
PHILIP	Mid-life professional (aged 46-55), sporty males with older children and more time for themselves	9.6%	Cycling, keep fit/ gym, swimming, football, golf
RALPH & PHYLLIS	Retired couples (aged 66+), enjoying active and comfortable lifestyles.	9.5%	Keep fit/gym, Swimming, Golf
CHLOE	Young women (aged 18-25), image-conscious females who enjoy keeping fit and trim.	8.5%	Keep fit/gym, Swimming, Athletics
ELAINE	Mid-life professionals who have more time for themselves since their children left home (aged 46-55).	7.6%	Keep fit/gym, swimming, cycling, athletics or running, tennis and badminton.

- 3.61 The implications of the above analysis is that there is a need to ensure continued provision of quality facilities for athletics (running), badminton, cycling, fitness, keep fit/gym, football, golf, swimming and tennis.

3.62 The overall market segmentation is illustrated in Figure 3.3:

Figure 3.3: Market Segmentation



3.63 Figure 3.3 compares the dominant market segments as a percentage of the population in Sevenoaks District and with the county, regional and national percentages.

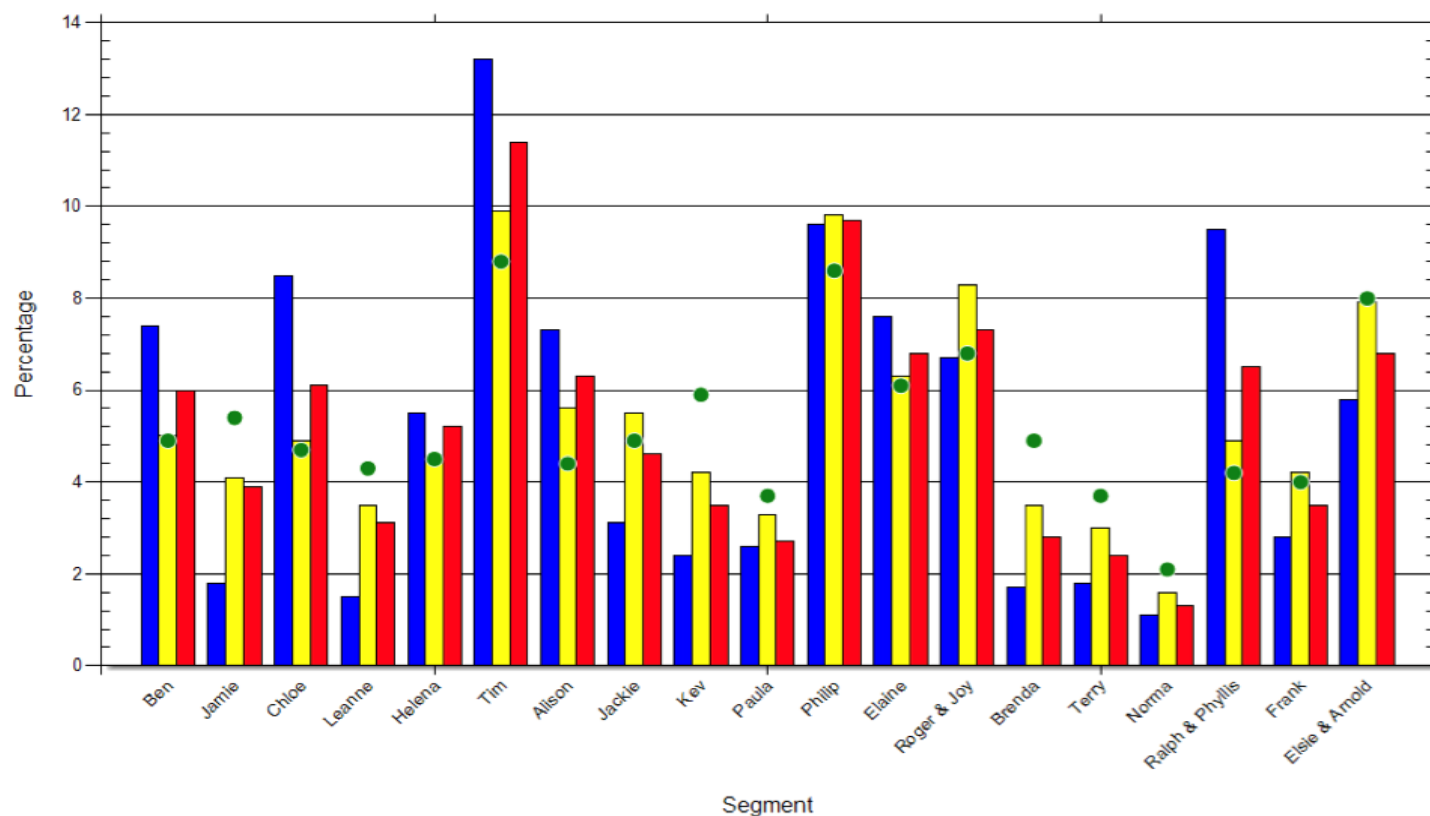
Figure 3.4: Market Segmentation in Sevenoaks – comparison with county, regional and national percentages

Population of all segments within catchment area



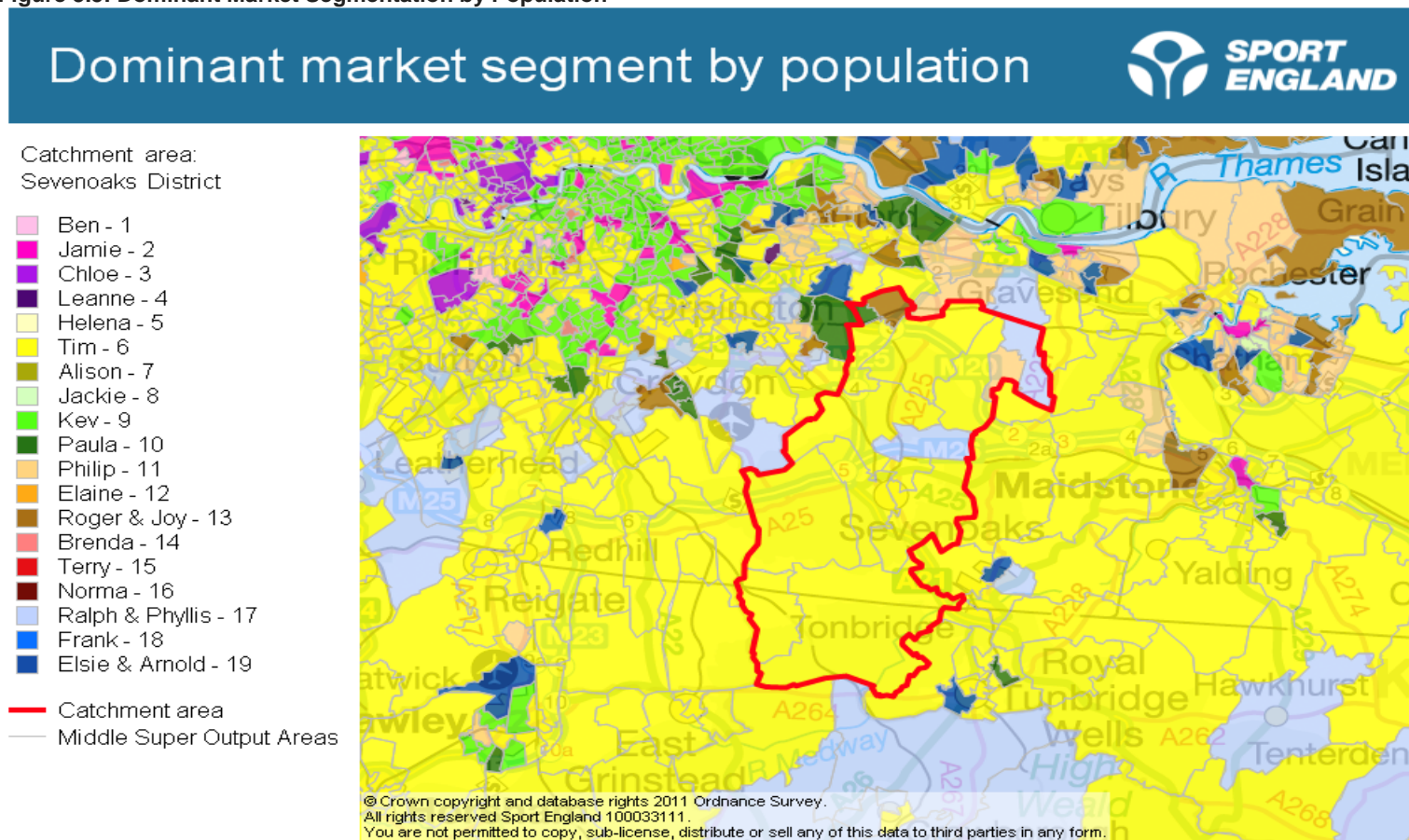
Catchment area:
Sevenoaks District

- Sevenoaks District
- Kent
- South East
- England



3.64 In terms of geographic distribution Figure 3.5 shows that Tim dominates across the majority of the District with Ralph and Phyllis dominating to the North East of Sevenoaks and the District and Roger and Joy in Swanley.

Figure 3.5: Dominant Market Segmentation by Population



3.65 The market segmentation illustrates, in sports participation terms, the diversity of the District, and therefore the need to ensure that future provision addresses local needs, based on population age, structure, health inequalities, current participation levels, as well as interest, and existing facility infrastructure.

4. STAGE B - EXISTING FACILITY PROVISION

INTRODUCTION

- 4.1 The current level and nature of indoor sports facility provision has been assessed across the District. The population base used for the assessment and analysis is the 2014 Sub-National projections as set out in detail in Section 3. This puts the 2016 District population at approximately 121,000, with an expected increase to 139,000 by 2035. (SHMA 2015 figures are 136,504 by 2033, so figures are in alignment, given the difference in the time periods).

SUPPLY OF FORMAL SPORT AND RECREATIONAL FACILITIES IN SEVENOAKS DISTRICT

- 4.2 Table 4.1 summarises existing indoor sports facilities across Sevenoaks District:

Table 4.1: Existing Indoor Sports Facilities – Sevenoaks District

FACILITIES	SEVENOAKS DISTRICT
SPORTS HALL (3+ COURTS)	12
SWIMMING POOLS	18
HEALTH AND FITNESS (FITNESS SUITES AND DANCE STUDIOS)	11 Fitness Suites; 15 Studios
SQUASH COURT FACILITIES	20 courts
INDOOR TENNIS	1 centre
INDOOR BOWLS	2 centres
TOTAL	74

N.B Outdoor facilities are covered in the 2016/17 Sevenoaks Playing Pitch Strategy and the 2017 Open Space Assessment i.e. athletics tracks, golf, bowls, tennis, skateparks, AGPs, grass pitches, lakes

SPORTS FACILITY STRATEGY

- 4.3 It is important to highlight from the outset that this Report is not just about formal sports facility provision, but also looks at opportunities for increased use of informal places and spaces. Community halls can be used for sport and physical activity even if they are not specifically designed or marked out for such use. They can often provide an introductory experience to sport and physical activity or provide a more accessible option for those who are older, have no access to private transport, or who have commitments which make it hard for them to travel to formal facilities.
- 4.4 Increased use of the outdoors, open spaces, parks, recreation grounds, and community halls also has significant potential to contribute to increasing levels of participation in physical activity at a very local level, a critical priority in Sevenoaks District, and identified as one of the five corporate outcomes (enjoy good health and well-being), and to addressing rising levels of obesity and other health inequalities.
- 4.5 Based on the research and consultation, Active Places database, the Sport England Facility Planning Model (FPM), the local sports profile data (Sport England), and the audit undertaken to inform this Report, the maps used in the following facility assessments show the extent of existing sport and leisure built facility provision in Sevenoaks District. Where possible, facilities in neighbouring local authorities are also shown.
- 4.6 Active Places allows sports facilities in an area to be identified. Nationally, it contains information regarding 50,000 facilities, across eleven facility types.
- 4.7 Users of sport and recreation facilities do not recognise administrative boundaries and will use facilities that are convenient and/or provide a quality/value for money experience. Ownership and management are, in this context, a minor consideration for most users.
- 4.8 The availability of facilities in neighbouring areas can and does influence sports facility usage patterns; however, in Sevenoaks, usage patterns are more affected by the shape and nature of the District, and the affinity with areas outside the District from the different Sevenoaks communities, accessibility, and affordability, given the urban nature of the area, levels of car ownership (86.7% of the population have access to private transport; only 13.3% do not have access to a car), and the limited public transport in the rural areas. Communities in Sevenoaks District tend to relate as follows to neighbouring areas:
- **South of the District – Oxted (Surrey), East Grinstead (Sussex)**
 - **Swanley – Dartford, Gravesham, Bexley and Bromley Boroughs**
- 4.9 There is significant cross-border use of neighbouring authority facilities (35.9% of sports halls use and 30.7% of swimming pool use is exported from the District), because of the ability of the majority of the community to travel. The overall high level of satisfied use (94.8% for sports halls and 94.6% for swimming pools) in Sevenoaks District reflects the fact that the majority of those who want to access sports facilities – sports halls and swimming pools - are able to do so.

CATCHMENT AREAS

- 4.10 Catchment areas for different types of provision provide a means of identifying areas currently not served by existing indoor sports facilities. It is, however, recognised that catchment areas vary from person to person, day to day, hour to hour, and are also very different in rural and urban areas. This problem is overcome by accepting the concept of 'effective catchment', defined as the distance travelled by around 75-80% of users. The Maps in Section 4 demonstrate catchment areas for facility provision in Sevenoaks District, based on this approach, which uses a 20-minute drive time as a catchment area for sports facilities.
- 4.11 The District place-making sub areas are made up of the following parishes:
- **North East – Hartley, Ash, Fawkham, Horton Kirby and South Darent and West Kingsdown**
 - **North West – Hextable, Swanley Town, Crockenhill, Badgers Mount, Halstead, Knockholt**
 - **Darent Valley – Farningham, Eynsford, Shoreham, Otford and Kemsing**
 - **Upper Darent Corridor – Westerham Town, Brasted, Sundridge and Chevening**
 - **Sevenoaks and Surrounds – Sevenoaks Town, Dunton Green, Riverhead, Seal and Sevenoaks Weald**
 - **Edenbridge and the South – Edenbridge Town, Cowden, Hever, Chiddingstone, Leigh and Penshurst**
- 4.12 For the purposes of the Indoor Sports Facility Report, these areas are acknowledged, but not used, given that the catchment areas for sports halls, swimming pools etc. are wider than these sub areas; relating need to these smaller areas would result in a false assessment of need.

PUBLIC TRANSPORT

- 4.13 In Sevenoaks District, 86.7% of households own one or more cars; this level of private car ownership reflects the fact that Sevenoaks is a District with an exceptionally mobile population. However, 13.7% of residents do not have access to private transport; those in the more deprived areas of the District i.e. Swanley and in some parts of Edenbridge, need to be able to access sports facilities on foot or by public transport.

4.14 The Sevenoaks District Core Strategy and ADMP refer to the need to ensure that new developments provide access to employment, retail, leisure, sport and other facilities, promoting healthy and inclusive communities whilst reducing the need to travel.

STAGE B (ANOG) - ASSESSMENT OF EXISTING SPORTS FACILITY PROVISION IN SEVENOAKS DISTRICT

4.15 This section sets out the Stage B information required by the ANOG process. It provides a detailed picture of existing facilities in Sevenoaks District:

- **QUANTITY – how many of each type of facility there are**
- **QUALITY – their age and condition**
- **ACCESSIBILITY – who owns and operates the facilities, facility location and catchment areas**
- **AVAILABILITY – whether the facilities are available to all residents, and whether there is pay and play access**

4.16 Given the inter-related nature of these four key areas, Section 4 covers each facility type in turn, and assesses it in terms of these four key areas. Section 5 then pulls together all the data collected to provide an overall summary of each facility type, current and future provision. Section 6 applies the analysis of the provision to identified needs in Sevenoaks District, and Section 7 sets out the recommendations to be implemented through the Action Plan, to address these identified needs and gaps.

4.17 Given the range of facilities in Sevenoaks District, each type is summarised below and assessed separately, to provide a more detailed picture of the current supply and demand, and critically future need.

4.18 As per the study brief, the formal indoor facility types assessed are:

- **Sports Halls**
- **Swimming Pools**
- **Health and Fitness Facilities (Fitness Suites and Studios)**
- **Indoor Tennis**
- **Indoor Bowls**

4.19 In addition to the above, although excluded from the study scope, comment is made on provision of squash courts and gymnastics/trampolining facilities; reference is also made to the various village/community halls in the area, which provide informal space for a wide range of physical activity and recreational activities.

OPERATIONAL MANAGEMENT OF SEVENOAKS DISTRICT COUNCIL (SDC) FACILITIES

- 4.20 Sevenoaks District Council (SDC) has an operational management contract with Sencio Community Leisure, a social enterprise and charitable trust. Sencio is an organisation that has been set-up to benefit District residents, it is a not-for-profit organisation investing any surplus back into SDC facilities to benefit local communities now and for generations to come.
- 4.21 Established in 2004, Sencio Community Leisure has a contract to manage the SDC facilities based on a 25-year lease, to be determined in 2029.
- 4.22 Sencio manages the following indoor sports facilities on behalf of SDC:
- **Edenbridge Leisure Centre**
 - **Sevenoaks Leisure Centre**
 - **White Oak Leisure Centre (Swanley)**
- 4.23 SDC and Sencio have withdrawn from any operational responsibilities at Wildernesse Sports Centre in Sevenoaks Town, which will, in the future, be operated by the new Weald of Kent Grammar School annex.
- 4.24 Sencio Community Leisure also manages Lullingstone Park Golf Course on behalf of SDC.
- 4.25 Since establishing Sencio Community Leisure in 2004, SDC's grant to the Trust has reduced. Capital investment has been made into the facilities by Sencio Community Leisure and SDC covering new provision, maintenance and life cycle repairs.

QUALITY AUDITS

4.26 The quality audits comprise an independent visual assessment of the quality and condition of the facilities; results are recorded on the ANOG assessment sheet, developed by Sport England, and scored based on the Sport England system set out in Table 4.2. Details of the audits undertaken are included in Appendices 2a – 2q. The audit scores are based on a numerical value, detailed on each assessment sheet, as follows:

Table 4.2: Audit Scoring System

KEY	RATING
>80%	Excellent
60% - 80%	Good
40% - 59%	Average
20%-39%	Poor
<20%	Very Poor

4.27 A facility scoring highly in terms of visual quality and condition is likely to require less investment than one which in a poorer visual condition. The combination of the scores results in the facility rating and identification of investment need (significant, moderate etc.).

SPORTS FACILITY STRATEGY

Table 4.3: Summary of Main Facilities in Sevenoaks – Quality Audits

FACILITY	QUANTITATIVE AUDIT SCORE	QUALITATIVE AUDIT SCORE	NEED FOR INVESTMENT	COMMENTS
SDC FACILITIES				
EDENBRIDGE LEISURE CENTRE	66%	Good	Moderate	Centre well-located in a park. Provides significant number of facilities. Will need some investment in future due to age.
SEVENOAKS LEISURE CENTRE	80%	Excellent	Moderate	Large centre, centrally located. Opportunity to extend fitness suite and re-model internally.
WHITE OAK LEISURE CENTRE	55%	Average	Significant	Centre is 50 years old; needs significant investment; layout and customer flow dated; flumes out of action; SDC is considering options for leisure facilities in Swanley to replace the centre..
EDUCATION FACILITIES (WITH INDOOR SPORTS FACILITIES)				
AMHERST SCHOOL	36%	Poor	Poor	Lido
RADNOR HOUSE (WAS COMBE BANK SCHOOL)	75%	Good	Minimal	
KEMSING PRIMARY SCHOOL	57%	Average	Minimal	Small Pool, Hall
KNOLE ACADEMY	86%	Excellent	Minimal	Fitness Suite and Climbing Wall are available for pay and play use; sports hall and studios are hired to sports clubs.
NEW ASH GREEN PRIMARY SCHOOL	75%	Good	Minimal	Small hall
ORCHARDS ACADEMY	57%	Average	Moderate	
SENNOCKE CENTRE (SEVENOAKS SCHOOL)	93%	Excellent	Minimal	8 court hall; wide range of other facilities including a 6-lane pool and indoor tennis courts.

SPORTS FACILITY STRATEGY

FACILITY	QUANTITATIVE AUDIT SCORE	QUALITATIVE AUDIT SCORE	NEED FOR INVESTMENT	COMMENTS
SEVENOAKS PREP SCHOOL	68%	Good	Minimal	2 court hall
ST MICHAELS SCHOOL				
THE NEW BEACON SCHOOL	75%	Good	Minimal	1 court hall
TRINITY SCHOOL				Brand new facility so no quality audit completed (school opened in 2016)
VALENCE SCHOOL	57%	Average	Significant	Small Pool; 2 court sports hall
WALTHAMSTOW HALL	93%	Excellent	Minimal	New facility
WEST HEATH SCHOOL	64%	Good	Moderate	
OTHER SPORTS FACILITIES				
WHITE OAK INDOOR BOWLS CENTRE	75%	Good	Minimal	Self-contained indoor bowls facility, managed by a Club.
SEVENOAKS INDOOR BOWLS CENTRE	80%	Good	Minimal	Self-contained indoor bowls facility, managed by a Club
WILDERNESSE SPORTS CENTRE	37%	Poor	Significant	Sports hall facility in poor condition; only element of original sports centre that remains open.
THE HOWARD VENUE			Minimal	Provides 4 dance studios for small scale informal sports such as exercise classes or martial arts. Not suitable for sports hall sports such as gymnastics.

N.B Trinity School sports hall is now available but is not shown on maps as it is only recently opened (adjacent to Wildernesse Sports Centre)

ASSESSMENT OF INDIVIDUAL FACILITY TYPES

SPORTS HALLS

- 4.28 Indoor, multi-sports halls are defined as areas where a range of sport and recreational activities are carried out. They are at least 10m x 18m (e.g., the size of one badminton court including surrounding safety area), and include specifically designed venues such as leisure centres and school sports halls. The definition also applies to halls where activities can take place, such as school assembly halls, community buildings and community centres (the main ones are included in Table 4.4 below). Specialist centres, e.g. dance centres, are not included. One badminton court halls are only included as facilities where they are provided on the same site as a minimum 3 badminton court sports hall.
- 4.29 There are other community centres in Sevenoaks District, but these are either not at least one badminton court size, or they are not on the site of a strategic size sports hall. These community centre facilities are referenced separately in Table 4.4.
- 4.30 Strategic sized sports halls are a minimum size of three badminton courts.

QUANTITY- SPORTS HALLS IN SEVENOAKS DISTRICT

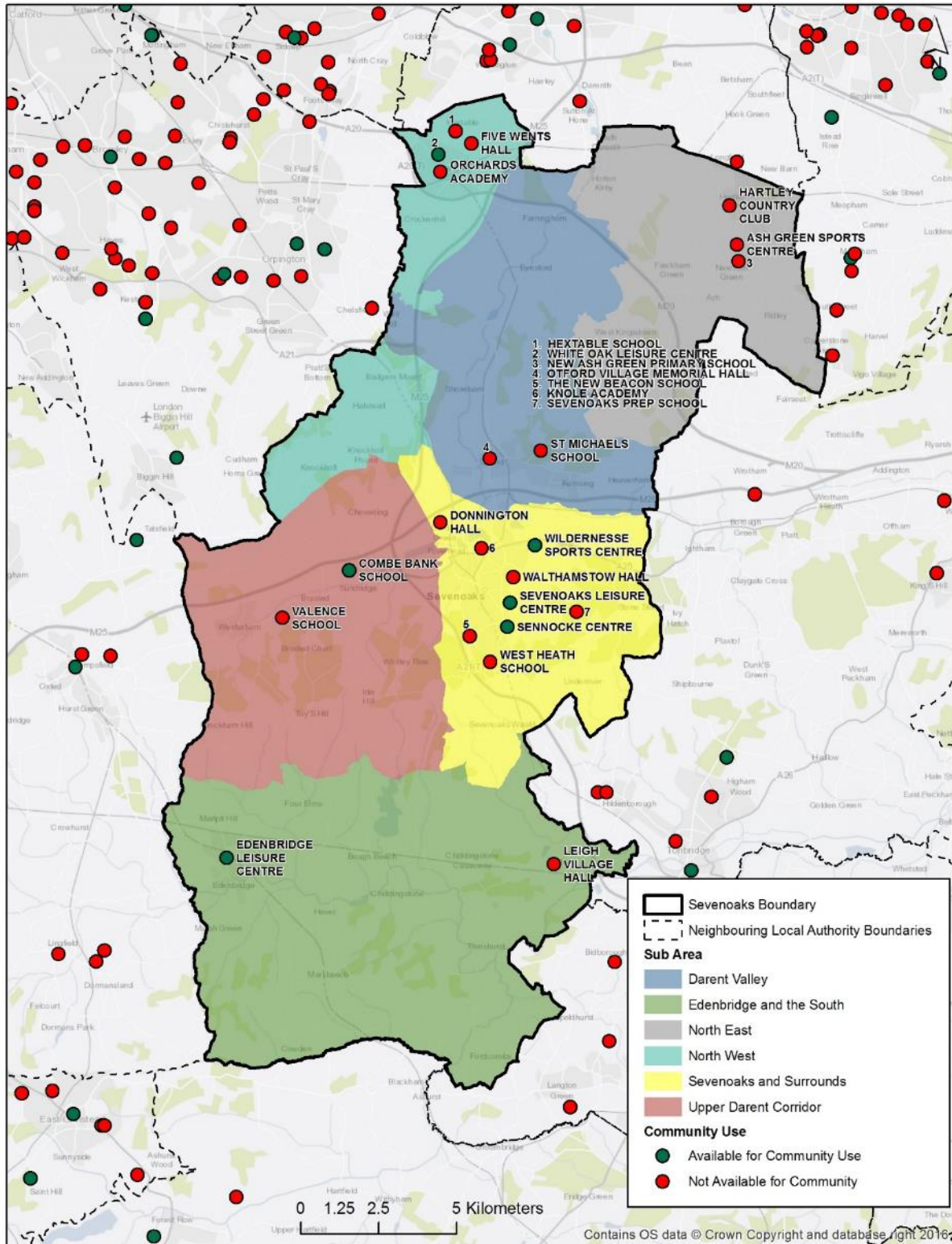
- 4.31 The supply analysis identifies that the District has a total of 25 halls across 23 sites. Appendix 8 details the overall hall supply in Sevenoaks District.
- (Source SE Active Places Nov 2016)
- 4.32 There are:
- **A total of 25 sports halls and activity halls across 23 sites**
 - **A total of 14 activity halls**
 - **12 main halls in total (all strategic size i.e. 3 courts+)**
 - **9 community accessible pay and play sports halls (all strategic size i.e. 3 courts+)**
 - **3 community accessible sites i.e. available for sports club use**
- 4.33 The sports halls are operated through the education sector, by Sevenoaks District Council's operator Sencio Community Leisure, by sports clubs/associations, or commercial operators.

SPORTS FACILITY STRATEGY

4.34 The overall supply of sports halls and activity halls is shown in Appendix 8, Table 4.4 and Map 4.1. It should be noted that Corinthians Sports Club is not included in this assessment as their sports hall is an indoor ball court. This is included in the Sevenoaks District Playing Pitch Strategy assessment 2017.

SPORTS FACILITY STRATEGY

Map 4.1: Sports Halls and Activity Halls in Sevenoaks (strategic size sports halls with pay and play Community Use are shown as green dots)



Sports Halls by community use availability in Sevenoaks District and neighbouring Local Authorities



SPORTS FACILITY STRATEGY

Table 4.4: Supply of Sports Halls and Activity Halls (Community Accessible (pay and play) strategic size sports halls facilities are highlighted in orange)

	Ash Road	Longfield	DA3 8JZ	Sports Hall	Activity Hall	Badminton courts	2	Pay and Play	Local Authority	Local Authority (in house)	1981	2008
	Combe Bank Drive	Sevenoaks	TN14 6AE	Sports Hall	Main	Badminton courts	4	Pay and Play	Other Independent School	School/ College/ University (in house)	2003	n/a
Donnington Hall	Barretts Road	Sevenoaks	TN13 2UN	Sports Hall	Activity Hall	Badminton courts	1	Pay and Play	Community Organisation	Community Organisation	1927	2009
	Stangrove Park	Edenbridge	TN8 5LU	Sports Hall	Main	Badminton courts	4	Pay and Play	Local Authority	Trust	1986	2004
	Main Road	Swanley	BR8 7LA	Sports Hall	Activity Hall	Badminton courts	0	Sports Club / Community Association	Community Organisation	Commercial Management	n/a	n/a
	Culvey Close	Longfield	DA3 8BS	Sports Hall	Activity Hall	Badminton courts	1	Sports Club / Community Association	Sports Club	Sport Club	1934	2002

SPORTS FACILITY STRATEGY

37	Egerton Avenue	Swanley	BR8 7LU	Sports Hall	Activity Hall	Badminton courts	0	Sports Club / Community Association	Community school	School/ College/ University (in house)	1976	n/a
	Bradbourne Vale Road	Sevenoaks	TN13 3LE	Sports Hall	Activity Hall	Badminton courts	4	Sports Club / Community Association	Academies	School/ College/ University (in house)	1970	n/a
	High Street	Tonbridge	TN11 8RL	Sports Hall	Activity Hall	Badminton courts	1	Pay and Play	Community Organisation	Community Organisation	n/a	n/a
	North Square	Longfield	DA3 8JT	Sports Hall	Activity Hall	Badminton courts	0	Private Use	Community school	School/ College/ University (in house)	n/a	n/a
	St. Marys Road	Swanley	BR8 7TE	Sports Hall	Main	Badminton courts	4	Sports Club / Community Association	Community school	School/ College/ University (in house)	1965	2002
	St. Marys Road	Swanley	BR8 7TE	Sports Hall	Activity Hall	Badminton courts	1	Sports Club / Community Association	Community school	School/ College/ University (in house)	1965	2001

SPORTS FACILITY STRATEGY

High Street	Sevenoaks	TN14 5PQ	Sports Hall	Activity Hall	Badminton courts	0	Pay and Play	Community Organisation	Community Organisation	n/a	n/a
High Street	Sevenoaks	TN13 1HU	Sports Hall	Main	Badminton courts	8	Sports Club / Community Association	Other Independent School	School/ College/ University (in house)	2005	n/a
Buckhurst Lane	Sevenoaks	TN13 1LW	Sports Hall	Main	Badminton courts	4	Pay and Play	Local Authority	Trust	2001	2004
	Sevenoaks	TN15 0JU	Sports Hall	Activity Hall	Badminton courts	2	Private Use	Other Independent School	School/ College/ University (in house)	2000	n/a
Otford Court	Sevenoaks	TN14 5SA	Sports Hall	Main	Badminton courts	4	Sports Club / Community Association	Other Independent School	School/ College/ University (in house)	1996	n/a
Brittains Lane	Sevenoaks	TN13 2PB	Sports Hall	Activity Hall	Badminton courts	1	Sports Club / Community Association	Other	Trust	1987	n/a

SPORTS FACILITY STRATEGY

Westerham Road	Westerham	TN16 1QN	Sports Hall	Activity Hall	Badminton courts	2	Private Use	Foundation Special School	School/ College/ University (in house)	1952	2011
Holly Bush Lane	Sevenoaks	TN13 3UL	Sports Hall	Main	Badminton courts	4	Sports Club / Community Association	Other Independent School	School/ College /University (in house)	2015	n/a
Holly Bush Lane	Sevenoaks	TN13 3UL	Sports Hall	Activity Hall	Badminton courts	1	Sports Club / Community Association	Other Independent School	School/ College /University (in house)	1955	n/a
Ashgrove Road	Sevenoaks	TN13 1SR	Sports Hall	Main	Badminton courts	4	Pay and Play	Independent School approved for SEN Pupils	School/ College /University (in house)	1970	1998
Hilda May Avenue	Swanley	BR8 7BT	Sports Hall	Main	Badminton courts	6	Pay and Play	Local Authority	Trust	1967	n/a
Seal Hollow Road	Sevenoaks	TN13 3SN	Sports Hall	Main	Badminton courts	4	Pay and Play	Foundation School	Trust	1974	n/a

SPORTS FACILITY STRATEGY

Seal Hollow Road	Sevenoaks	TN13 3SN	Sports Hall	Main	Badminton Courts	4	Pay and Play	Free School	School in House
------------------	-----------	----------	-------------	------	------------------	---	--------------	-------------	-----------------

N.B The Sennocke Centre is included as having pay and play community use, although the exact level of this is uncertain, given that the sports hall is predominantly hired by clubs, and a membership is required to use some of the facilities.

SPORTS FACILITY STRATEGY

- 4.35 Wildernesse Sports Centre, formerly adjacent to Wildernesse School, is now part of the Trinity School/Weald of Kent Grammar School Annex site. It closed temporarily to allow building works for the new schools. SDC withdrew from the lease with KCC and KCC now operate the sports hall, which is still open to the public. The existing sports hall is not in good condition. The new Weald of Kent Grammar School (for girls) will open in September 2017; at this time the sports centre will re-open and the all-weather pitch will be operated by the School.
- 4.36 On the same site is Trinity School, which also has its own sports facilities (4 court sports hall, all weather pitch (existing), outdoor netball /tennis courts), which are available to the public. Trinity School is currently operating the all-weather pitch while the Weald of Kent Grammar School is being built.
- 4.37 The two schools are separate, and the sports facilities are within 50 yards of each other, but there are no shared access arrangements. Both Trinity and the Weald of Kent Grammar Schools will provide MUGAs, but neither will be large enough to support netball use.
- 4.38 Knole Academy is a separate site. Knole Academy was formed by a merger of two schools, including Wildernesse School. It has its own sports facilities which are available for community use. The sports hall is now 4 courts, not 2.
- 4.39 Combe Bank School is now re-named as the Radnor House School.
- 4.40 3 + court sports halls (i.e. strategic size) are shown in Table 4.5; those available for pay and play community usage are highlighted in orange.

SPORTS FACILITY STRATEGY

Table 4.5: Strategic size sports halls (i.e. 3+ courts) available for Community Use

SITE NAME	THOROUGHFARE	POST TOWN	POST CODE	FACILITY TYPE	FACILITY SUB TYPE	UNIT	NUMBER	ACCESS TYPE	OWNERSHIP TYPE	MANAGEMENT TYPE	YEAR BUILT	YEAR REFURBISHED
RADNOR HOUSE SCHOOL (WAS COMBE BANK SCHOOL)	Combe Bank Drive	Sevenoaks	TN14 6AE	Sports Hall	Main	Badminton courts	4	Pay and Play	Other Independent School	School/ College/ University (in house)	2003	n/a
EDENBRIDGE LEISURE CENTRE	Stangrove Park	Edenbridge	TN8 5LU	Sports Hall	Main	Badminton courts	4	Pay and Play	Local Authority	Trust	1986	2004
ORCHARDS ACADEMY	St. Marys Road	Swanley	BR8 7TE	Sports Hall	Main	Badminton courts	4	Sports Club / Community Association	Community school	School/ College/ University (in house)	1965	2002
SENNOCKE CENTRE	High Street	Sevenoaks	TN13 1HU	Sports Hall	Main	Badminton courts	8	Sports Club / Community Association	Other Independent School	School/ College /University (in house)	2005	n/a
SEVENOAKS LEISURE CENTRE	Buckhurst Lane	Sevenoaks	TN13 1LW	Sports Hall	Main	Badminton courts	4	Pay and Play	Local Authority	Trust	2001	2004
ST MICHAELS SCHOOL	Offord Court	Sevenoaks	TN14 5SA	Sports Hall	Main	Badminton courts	4	Sports Club / Community Association	Other Independent School	School /College/ University (in house)	1996	n/a

SPORTS FACILITY STRATEGY

SITE NAME	THOROUGHFARE	POST TOWN	POST CODE	FACILITY TYPE	FACILITY SUB TYPE	UNIT	NUMBER	ACCESS TYPE	OWNERSHIP TYPE	MANAGEMENT TYPE	YEAR BUILT	YEAR REFURBISHED
WALTHAMSTOW HALL	Holly Bush Lane	Sevenoaks	TN13 3UL	Sports Hall	Main	Badminton courts	4	Sports Club / Community Association	Other Independent School	School/ College/ University (in house)	2015	n/a
WALTHAMSTOW HALL	Holly Bush Lane	Sevenoaks	TN13 3UL	Sports Hall	Main	Badminton courts	4	Sports Club / Community Association	Other Independent School	School/ College/ University (in house)	2015	n/a
WEST HEATH SCHOOL	Ashgrove Road	Sevenoaks	TN13 1SR	Sports Hall	Main	Badminton courts	4	Pay and Play	Independent School approved for SEN Pupils	School/ College /University (in house)	1970	1998
WHITE OAK LEISURE CENTRE	Hilda May Avenue	Swanley	BR8 7BT	Sports Hall	Main	Badminton courts	6	Pay and Play	Local Authority	Trust	1967	n/a
WILDERNESSE SPORTS CENTRE	Seal Hollow Road	Sevenoaks	TN13 3SN	Sports Hall	Main	Badminton courts	4	Pay and Play	Foundation School	Trust	1974	n/a
TRINITY SCHOOL	Seal Hollow Road	Sevenoaks	TN13 3SN	Sports Hall	Main	Badminton Courts	4	Pay and Play	Free School	School in House	2016	n/a

SPORTS FACILITY STRATEGY

SITE NAME	THOROUGHFARE	POST TOWN	POST CODE	FACILITY TYPE	FACILITY SUB TYPE	UNIT	NUMBER	ACCESS TYPE	OWNERSHIP TYPE	MANAGEMENT TYPE	YEAR BUILT	YEAR REFURBISHED
KNOLE ACADEMY	Bradbourne Vale Road	Sevenoaks	TN13 3LE	Sports Hall	Activity Hall	Badminton courts	4	Sports Club / Community Association				

SPORTS FACILITY STRATEGY

- 4.41 In addition to the formal sports halls, there are 14 activity halls, four of which are operated on a community accessible pay and play basis, seven are accessible to sports clubs and community organisations, and three are available for private/registered membership use only. The facilities are managed through the education sector, sports clubs, or community organisations.
- 4.42 Activity halls with pay and play community access are shown in Table 4.6

SPORTS FACILITY STRATEGY

Table 4.6: Activity Halls with Community Access (those available for pay and play community usage are highlighted in orange)

SITE NAME	BUILDING NAME OR NUMBER	THOROUGHFARE	POST TOWN	POST CODE	FACILITY TYPE	FACILITY SUB TYPE	UNIT	NUMBER	ACCESS TYPE	OWNERSHIP TYPE	MANAGEMENT TYPE	YEAR BUILT	YEAR REFURBISHED
ASH GREEN SPORTS CENTRE		Ash Road	Longfield	DA3 8JZ	Sports Hall	Activity Hall	Badminton courts	2	Pay and Play	Local Authority	Local Authority (in house)	1981	2008
DONNINGTON HALL	Donnington Hall	Barretts Road	Sevenoaks	TN13 2UN	Sports Hall	Activity Hall	Badminton courts	1	Pay and Play	Community Organisation	Community Organisation	1927	2009
FIVE WENTS HALL		Main Road	Swanley	BR8 7LA	Sports Hall	Activity Hall	Badminton courts	0	Sports Club / Community Association	Community Organisation	Commercial Management	n/a	n/a
HARTLEY COUNTRY CLUB		Culvey Close	Longfield	DA3 8BS	Sports Hall	Activity Hall	Badminton courts	1	Sports Club / Community Association	Sports Club	Sport Club	1934	2002
HEXTABLE SCHOOL	37	Egerton Avenue	Swanley	BR8 7LU	Sports Hall	Activity Hall	Badminton courts	0	Sports Club / Community Association	Community school	School/ College/ University (in house)	1976	n/a

SPORTS FACILITY STRATEGY

SITE NAME	BUILDING NAME OR NUMBER	THOROUGHFARE	POST TOWN	POST CODE	FACILITY TYPE	FACILITY SUB TYPE	UNIT	NUMBER	ACCESS TYPE	OWNERSHIP TYPE	MANAGEMENT TYPE	YEAR BUILT	YEAR REFURBISHED
KNOLE ACADEMY		Bradbourne Vale Road	Sevenoaks	TN13 3LE	Sports Hall	Activity Hall	Badminton courts	2	Sports Club / Community Association	Academies	School/ College/ University (in house)	1970	n/a
LEIGH VILLAGE HALL		High Street	Tonbridge	TN11 8RL	Sports Hall	Activity Hall	Badminton courts	1	Pay and Play	Community Organisation	Community Organisation	n/a	n/a
NEW ASH GREEN PRIMARY SCHOOL		North Square	Longfield	DA3 8JT	Sports Hall	Activity Hall	Badminton courts	0	Private Use	Community school	School/ College/ University (in house)	n/a	n/a
ORCHARDS ACADEMY		St. Marys Road	Swanley	BR8 7TE	Sports Hall	Activity Hall	Badminton courts	1	Sports Club / Community Association	Community school	School/ College/ University (in house)	1965	2001
OTFORD VILLAGE MEMORIAL HALL		High Street	Sevenoaks	TN14 5PQ	Sports Hall	Activity Hall	Badminton courts	0	Pay and Play	Community Organisation	Community Organisation	n/a	n/a
SEVENOAKS PREP SCHOOL			Sevenoaks	TN15 0JU	Sports Hall	Activity Hall	Badminton courts	2	Private Use	Other Independent School	School/ College/ University (in house)	2000	n/a

SPORTS FACILITY STRATEGY

SITE NAME	BUILDING NAME OR NUMBER	THOROUGHFARE	POST TOWN	POST CODE	FACILITY TYPE	FACILITY SUB TYPE	UNIT	NUMBER	ACCESS TYPE	OWNERSHIP TYPE	MANAGEMENT TYPE	YEAR BUILT	YEAR REFURBISHED
THE NEW BEACON SCHOOL		Brittains Lane	Sevenoaks	TN13 2PB	Sports Hall	Activity Hall	Badminton courts	1	Sports Club / Community Association	Other	Trust	1987	n/a
VALENCE SCHOOL		Westerham Road	Westerham	TN16 1QN	Sports Hall	Activity Hall	Badminton courts	2	Private Use	Foundation Special School	School/ College/ University (in house)	1952	2011
WALTHAMSTOW HALL		Holly Bush Lane	Sevenoaks	TN13 3UL	Sports Hall	Activity Hall	Badminton courts	1	Sports Club / Community Association	Other Independent School	School/ College/ University (in house)	1955	n/a

SPORTS FACILITY STRATEGY

4.43 A summary of sports hall supply in Sevenoaks District is set out in Table 4.7:

Table 4.7: Summary of Sports Hall and Activity Hall Supply in Sevenoaks

	EXISTING PROVISION	AVAILABLE FOR COMMUNITY USE	AVAILABLE FOR PAY AND PLAY COMMUNITY USE
TOTAL BADMINTON COURTS (SPORTS HALLS AND ACTIVITY HALLS)	66	62	44
TOTAL SPORTS HALLS (STRATEGIC SIZE I.E. 3 COURT +)	12	12	9
BADMINTON COURTS IN STRATEGIC SIZE SPORTS HALLS	54	54	42
COMMUNITY ACCESSIBLE 3 COURT HALLS	0	0	0
COMMUNITY ACCESSIBLE 4 COURT HALLS	12	12	9
COMMUNITY ACCESSIBLE 5 COURT HALLS	0	0	0
COMMUNITY ACCESSIBLE 6 COURT HALLS	1	1	1
COMMUNITY ACCESSIBLE 8 COURT HALLS	1	1	1 (Limited)
TOTAL ACTIVITY HALLS 2 COURTS OR LESS	14	11	8

4.44 It is clear from Table 4.7 that there is only one six court sports hall and only one eight court sports hall in the District. More than half of the badminton courts available in strategic size sports halls i.e. three courts plus, are available for pay and play community use.

4.45 None of the strategic size sports halls offer private use. Three sports halls on education sites have sports club use only; the Sennocke Centre sports hall is predominantly used by sports clubs, but some pay and play access is also available.

4.46 There are six identified community accessible facilities on education sites, but in theory most of these could be withdrawn at any time, as there is only one secured community access arrangement (CUA) in place (Wilderness Sports Hall). Six of these facilities provide pay and play community access, but four are only available in the evening and at weekends.

QUALITY - SPORTS HALLS IN SEVENOAKS DISTRICT

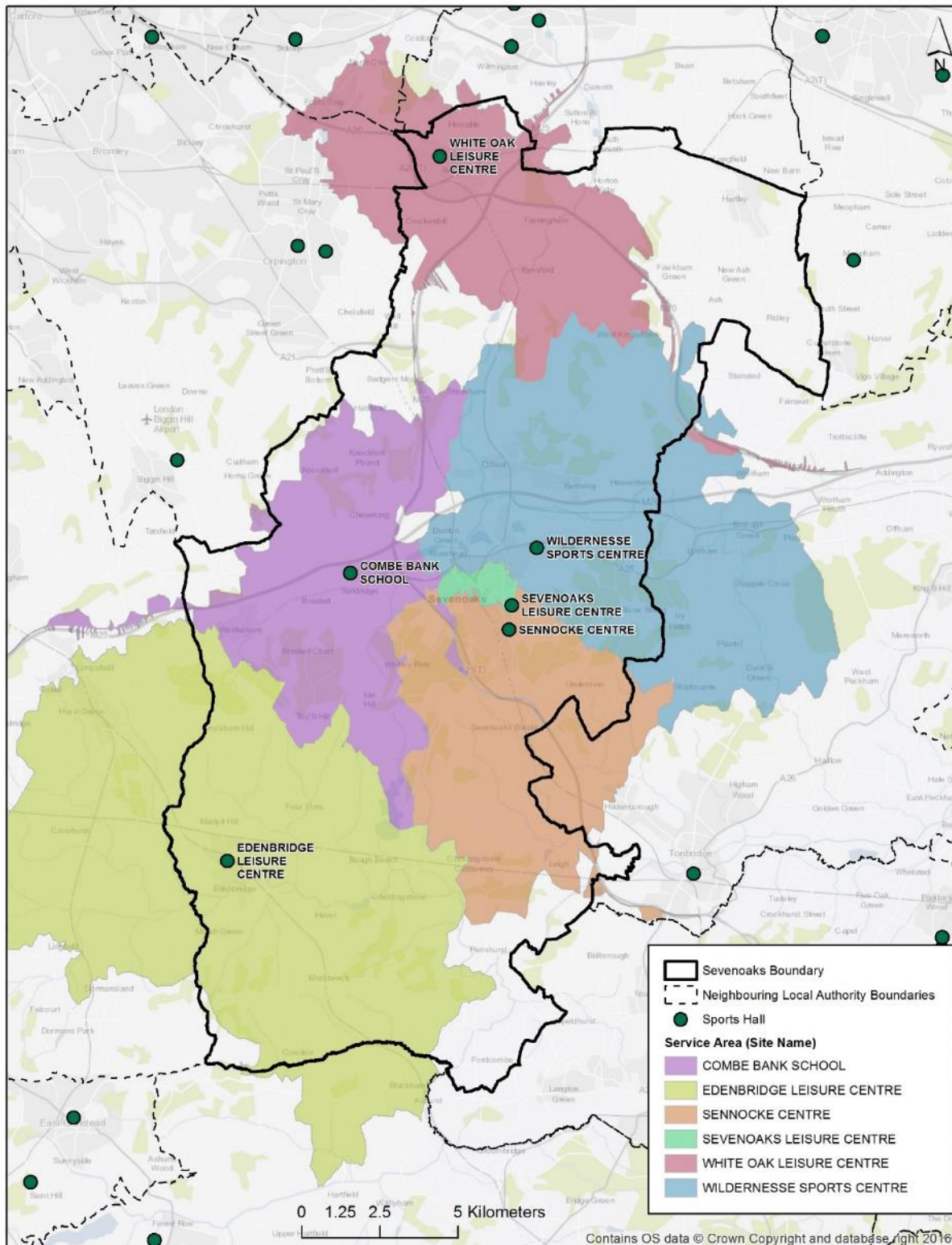
- 4.47 Detailed quality assessments have been undertaken on all Sevenoaks District Council facilities, and other significant sports facilities in the District, operated by education and other organisations. Quality assessments were undertaken by way of a site visit and visual assessment of the facilities. These are provided in Appendix 2a – 2r and are summarised in Table 4.3.
- 4.48 The quality of the majority of sports halls is good; there are four new and excellent facilities at Knole Academy, Trinity School, the Sennocke Centre, and Walthamstow Hall School, all built in the last 2-3 years. Most sports halls were built in the late 1990's and mid 2000's. All refurbishments which have been undertaken are within the last ten years, except that at West Heath School. The oldest sports hall is at Orchard Academy, built in 1965.
- 4.49 A key issue is the age and condition of one of Sevenoaks District Council's facilities –White Oak Leisure Centre built in 1967 and therefore 50 years old. Wildernesse Sports Centre (sports hall) is also in poor condition (built in 1974, so 43 years old).

ACCESSIBILITY - SPORTS HALLS IN SEVENOAKS DISTRICT

- 4.50 Sports halls are located across Sevenoaks District. There are three areas outside the 20 minute catchments of these sports halls in the North West, North East and the extreme South East (rural area).
- 4.51 There is only one pay and play community accessible sports hall in the north (White Oak Leisure Centre). Most the north of the District is however, within 20 minute drivetime catchment of this strategic size sports hall (6 court), and also has access to facilities outside the District boundary at Orpington, Wilmington and Meopham.
- 4.52 Map 4.2 shows the geographic distribution of the nine-strategic size (three courts +) pay and play community accessible sports halls in Sevenoaks District, with a catchment area for each of 20 minutes drivetime. Trinity School sports hall is on the same site as Wildernesse Sports Centre.

SPORTS FACILITY STRATEGY

Map 4.2: Sports Halls with 20 minute drivetime catchment area



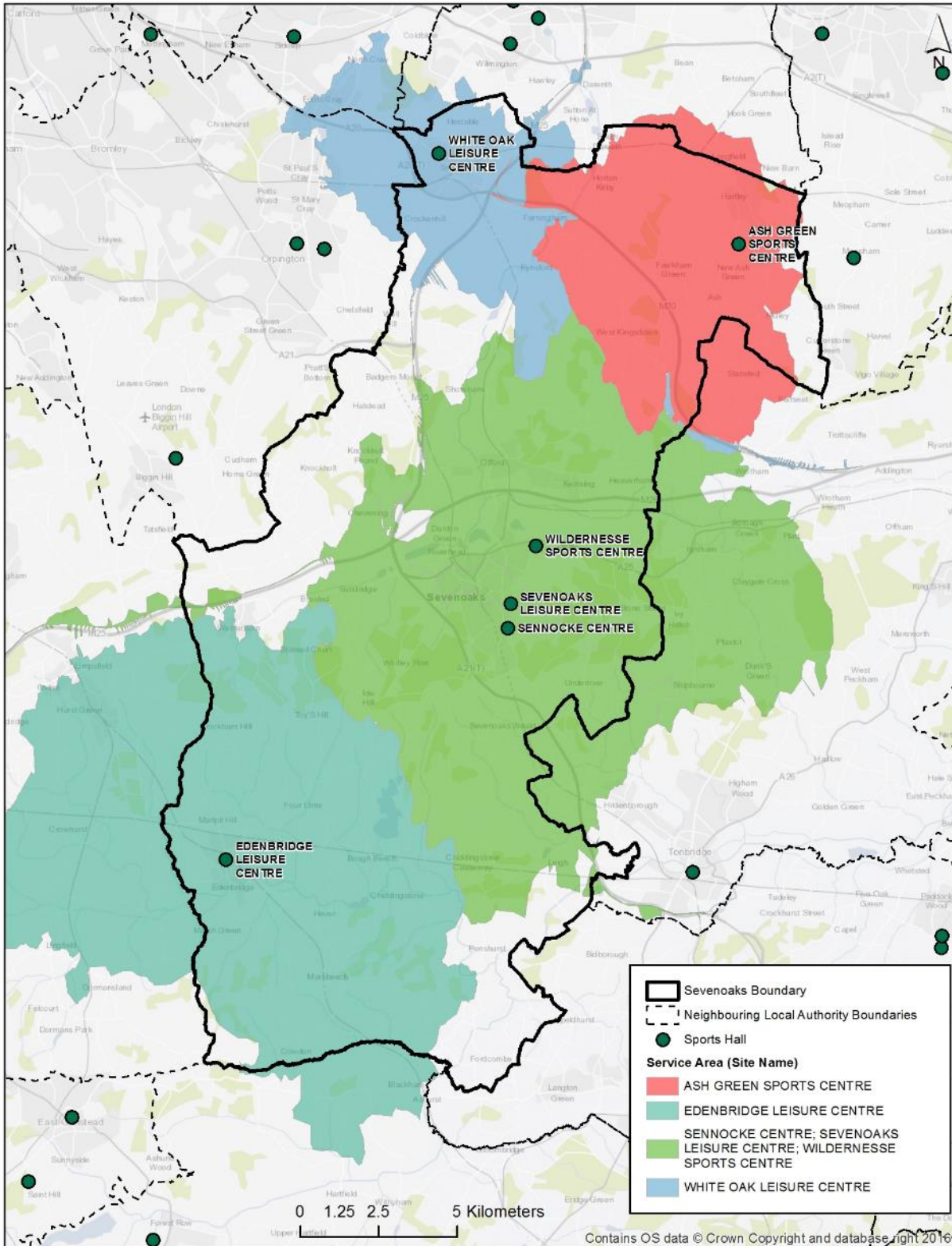
Available for community use Sports Hall service areas (up to 20 minute drive time) in Sevenoaks District



SPORTS FACILITY STRATEGY

- 4.53 The north and rural areas of the District have more significant health inequalities and deprivation than other areas. Provision of accessible and affordable indoor places and spaces, also possibly linked to the outdoors, is critical to ensure levels of physical activity are retained and increased wherever possible to help address health challenges identified in the District.
- 4.54 The age and condition of White Oak Leisure Centre need to be addressed given this is the only facility in the north, where levels of car ownership are lower than other areas of the District.
- 4.55 It is clear that the existing community accessible sports hall facilities have catchment areas which cover virtually the whole of the District. Areas in the north, west, south east and extreme north west are outside a 20 minute drivetime of a pay and play community accessible and strategic size sports hall, as shown on Map 4.2.

Map 4.2:



Available for community use Sports Hall service areas (up to 20 minute drive time) in Sevenoaks District



AVAILABILITY - SPORTS HALLS IN SEVENOAKS DISTRICT

- 4.56 Map 4.2 illustrates that virtually all residents in Sevenoaks District have access to a strategic size sports hall which offers pay and play access within a 20 minute drivetime. The challenge is that 13.3% of the District's population do not have access to a car and so are dependent on walking, cycling or public transport to access facilities.
- 4.57 93.9% of all badminton courts available in the District have some form of community accessibility, which is high. Map 4.2 illustrates the geographical and accessibility impact of nine strategic size sports halls having pay and play access. 66.6% of the existing badminton courts in the District are available for community pay and play access. Sevenoaks District is very unusual in that the majority of facilities on education sites offer community use, despite not having secured Community Use Agreements (CUAs) in place. Facility quality is also very good generally on education sites, particularly those offered by Independent Schools in the area.
- 4.58 Of the 12 strategic size sports halls, five are accessible for daytime use – Edenbridge Leisure Centre, Sevenoaks Leisure Centre, White Oak Leisure Centre, the Sennocke Centre, Wildernesse Sports Centre (Radnor House, Knole Academy, West Heath School and Trinity School facilities are available outside of school hours).
- 4.59 Access to informal halls and other spaces is important to ensure access to physical activity opportunities, when there are fewer formal facilities available.
- 4.60 A further aspect of accessibility is programming, opening hours and whether facilities offer pay and play usage.

SPORTS FACILITY STRATEGY

- 4.61 Of the 12 sports halls (3 court+), which are available for community use, nine are on education sites (72.7%); four education sites offer community pay and play access in the evenings and weekends (Radnor House, Knole Academy, West Heath School and Trinity School); two education sites (Sennocke Centre and Wildernesse Sports Centre) offer community pay and play access during the day, evenings and weekends. One formal dual use arrangement is in place at Wildernesse Sports Centre, which offers secured pay and play usage. Three schools provide community use but only to sports clubs/associations (Orchard Academy, St Michael's School and Walthamstow Hall School).
- 4.62 Not everyone is, can be, or wants to be a member of a sports club, so this type of access does not actually provide for the whole community, and is unlikely to address the needs of the most inactive, or those from the areas of highest deprivation, who are also likely to be those experiencing significant health inequalities.
- 4.63 The community use provided by eight of the pay and play community accessible sports halls is not secured by a formal community use agreement (CUA), so these facilities could be withdrawn at any time, if the school/college decides it no longer wishes to provide any form of community access.
- 4.64 There is role for the existing informal hall space across the District, as well as potentially increasing capacity for community accessible pay play usage of existing education-based facilities, which provide for sports clubs and associations.

EDUCATION FACILITIES

- 4.65 Many of the schools in the District have a good range of dry sports facilities of very high quality. There is limited pay and play community access to these facilities. There is however significant use of these facilities by local sports clubs/associations.
- 4.66 Some education sites have limited, and/or ageing sports facilities, both indoor and outdoor provision, but generally, facility quality is very good. There is, however, some inequity across the District as to the sporting experience enjoyed by young people. This is an important issue to address, as early experience can impact on future participation in sport, and physically activity levels.
- 4.67 The sports halls (three court +), provided by Sevenoaks District Council (Edenbridge Leisure Centre, Sevenoaks Leisure Centre and White Oak Leisure Centre) are important in ensuring both daytime access is available, and that this caters for pay and play access, as well as clubs.

SUPPLY AND DEMAND ANALYSIS

SPORT ENGLAND FACILITY PLANNING MODEL (FPM)

- 4.68 Strategic Leisure was provided with Sport England's Facilities Planning Model National Run (October 2016 report, based on January 2016 National Run data) for sports hall provision in Sevenoaks District.

SEVENOAKS DISTRICT

- 4.69 The Sport England FPM report sets out an assessment of the current situation regarding sports hall supply, based on a population of 119,726 (slightly lower than the ONS mid 2014 estimates and the SHMA 2015). The key findings are summarised below. The full report can be accessed at Appendix 6. This includes all details of the FPM parameters and assumptions/exclusions.

SUPPLY

- 4.70 The Sport England Facilities Planning Model analysis for Sevenoaks District identifies 13 halls (two activity halls) across 11 sites in the District. This figure reflects the strategic size sports halls and a number of activities, and Sevenoaks Preparatory School which actually only offers private use halls (two) which are on the same site as a sports hall with a minimum of three courts +. This means the FPM is modelled on slightly different parameters i.e. 13 sports halls as opposed to 12. The data on which the modelling is based is comparable to that analysed earlier in this section; the difference is that the FPM excludes the new sports hall at Trinity School, (built 2016), and the new four court sports hall at Knole Academy and includes the sports facilities at St Michael's School, Walthamstow Hall School and Orchards Academy, which only provide for sports club use. The FPM also includes Sevenoaks Prep School as having four courts, but it has two and is private use only.
- 4.71 The FPM is based only on those sites where there is community use (pay and play and sports club) e.g. sports halls with private use are excluded from the supply. The earlier modelling focusses on community accessible pay and play facilities, given that not everyone is a member of a sports club.
- 4.72 The halls modelled in the FPM are those identified as being accessible to the community i.e. sports clubs and pay and play access (see Table 4.4), and take into account court availability. (Table 4.5 identifies all strategic sports halls, and therefore includes those sites which provide for sports club use only, as well as those providing for pay and play community access).

SPORTS FACILITY STRATEGY

- 4.73 The FPM identifies 13 community accessible sports halls (including two activity halls) in the District (see Appendix 7), whereas Table 4.5, reflecting Active Places, identifies 12, of which nine provide pay and play access. These figures are the same, given the FPM includes two activity halls, and St Michael's Preparatory School, which is reality only offers private use and is not strategic size, and excludes the new Trinity School and Knole Academy provision.
- 4.74 The total supply of marked out courts equates to 54. When opening times and peak periods are considered, this reduces to 43.27, or the equivalent of 11,812 visits per week in the peak period (vpwpp). This may not specifically relate to the number of courts available but reflects the space available in each hall and what this equates to in equivalent court space. The Sport England FPM model identifies peak time as follows for sports halls: Weekday: 9:00 to 10:00; 17:00 to 22:00; Saturday: 09:30 to 17:00; Sunday: 09:00 to 14:30, 17:00 to 19:30; Total: 45.5 hours in the peak period.
- 4.75 There is a higher level of sports hall provision in Sevenoaks District at 4.51 courts per 10,000 residents, compared to England, where the average level of provision is 4.15 courts per 10,000 people. The level of provision in Sevenoaks District is also higher than that in the South-East region (4.31), and neighbouring local authorities, Dartford, Gravesham, Tonbridge and Malling, and Tunbridge Wells. This reflects the fact that the majority of the existing education sites provide for pay and play community access.

CURRENT DEMAND

- 4.76 The Sport England Facilities Planning Model (FPM) analysis identifies that the 2016 population (119,726) generates a demand for 32.30 courts and 7,055 visits per week during peak periods (vpwpp). (This is based on a comfort factor of 80%: above 80% usage a sports hall is too full to be used). Clearly, with current community accessible sports hall provision at 43.27 courts there is a current over-supply of sports halls in Sevenoaks District of around +10.97 courts.
- 4.77 Although there is what seems a significant over-supply of courts in Sevenoaks, it is important to highlight the following:
- **Much of the existing provision is on educational facilities**
 - **There is only one secured community use agreement (CUA) in place**
 - **There appears to be demand for more courts given that nearly 36% of demand from the District is exported, equating to 2,399 vpwpp**
 - **Sevenoaks District has a very mobile population which is reflected by the high level of exported demand**
 - **Population growth in the area will increase demand for sports hall provision by 1.21 sports halls, equivalent to 5 courts**
- 4.78 Currently, 94.80% (6,685 vpwpp) of all demand for sports hall provision in the Sevenoaks District is met; this is higher than the English average (90.50%),

and regional average (93.7%). The majority of this satisfied demand consists of visits made by car, (86.43%), higher than the English average (74.53%). Only 9.74% of sports hall use is from people walking to facilities lower than the England average (16.47%).

4.79 Retained demand (the total amount of demand satisfied from Sevenoaks District residents using sports halls in the District), is 64.10%, lower than neighbouring areas of Dartford, Gravesham, Tonbridge and Malling and Tunbridge Wells.

4.80 Table 4.9 summarises the demand analysis..

Table 4.8: Summary of 2016 Supply and Demand Analysis

2016 DEMAND FOR COURTS	2016 SUPPLY OF COURTS	SURPLUS (+)/ DEFICIENCY (-) OF COURTS	VISITS PER WEEK IN THE PEAK PERIOD (VPWPP) DEMANDED BY CURRENT POPULATION	VISITS PER WEEK IN THE PEAK PERIOD (VPWPP) SATISFIED	VISITS PER WEEK IN THE PEAK PERIOD (VPWPP) UNSATISFIED	DEMAND MET IN SEVENOAKS	DEMAND UNMET IN SEVENOAKS
32.30	43.27	+10.97	7,055	6,685	370	94.80%	5.20%

4.81 The highest levels of unmet demand are across the urban areas of the District, but overall the level of unsatisfied demand is extremely low. The major reason for the unmet demand is inability to access provision; this is where access to more local multi-purpose hall space could address a need.

4.82 It is people without cars, likely to be living in areas of deprivation, who are the real concern, as they may not be able to access facilities, and therefore this impacts on ability to participate in sport and physical activity and, therefore, potentially, their health.

4.83 The used capacity of the existing sports halls is interesting given the high numbers of people who travel out of the District to use sports halls. Used capacity averages at 45.90%, which is significantly lower than the English average (67.43%), the regional average (65.9%) and the four neighbouring local authorities included in the FPM analysis. Sport England identify that sports halls operating at 80% capacity + are uncomfortably full; based on this figure, it would appear that sports halls in Sevenoaks have capacity for higher levels of use.

Table 4.9: Used Capacity of Sports halls (strategic size) in Sevenoaks District (based on 2016 FPM Report)

SPORTS FACILITY STRATEGY

NAME OF FACILITY	% OF CAPACITY USED
RADNOR HOUSE (WAS COMBE BANK SCHOOL)	42%
EDENBRIDGE LEISURE CENTRE	98%
ORCHARDS ACADEMY	49%
SENNOCKE CENTRE	31%
SEVENOAKS LEISURE CENTRE	66%
SEVENOAKS PREP SCHOOL	22%
ST MICHAEL'S SCHOOL	39%
WALTHAMSTOW HALL	41%
WEST HEATH SCHOOL	15%
WHITE OAK LEISURE CENTRE	61%
WILDERNESSE SPORTS CENTRE	47%

- 4.84 Table 4.9 shows (in bold font) the used capacity at each facility. The SDC facilities, managed by Sencio Community Leisure, are operating at the highest capacity levels. Wildernesse Sports Centre operates at 47% capacity, possibly a function of its age and condition. All other facilities operate at well below the Sport England 'comfort factor' of 80%; this is surprising given the quality of some of the facilities e.g. the Sennocke Centre, although it should be noted that the above modelling excludes the new facilities at Knole Academy and Trinity School.
- 4.85 These figures suggest that there is available capacity in existing sports halls in the District which could be used now, and also that at least some future demand can be accommodated within existing facilities. It should be noted, however, that given that all sports halls except two are four court, there is limited potential to increase usage for some sports and functions e.g. netball, basketball, volleyball, and any county level sports (training and competition), which require an 8-court hall.
- 4.86 Improving accessibility to existing facilities and increasing access to other informal places and spaces at very local level are key if more people are to become active using sports halls or informal, multi-purpose hall space. Equally, optimising the use of community and community halls could complement use of formal sports halls.

FUTURE DEMAND

SPORTS FACILITY STRATEGY

- 4.87 The Sport England Facility Planning Model (FPM) analysis undertaken does not identify future demand. The population of Sevenoaks will increase by 18,000 by 2035.
- 4.88 Using the Sport England Facility Calculator (SFC), it is possible to estimate overall future demand for provision of sports halls, swimming pools and indoor bowls rinks, based on this population increase.
- 4.89 Using the SFC provides a quantitative estimate of future need, but unlike the FPM, the analysis does not identify specific locations for future provision. This is informed by the nature and location of future housing development, local geography and accessibility, and, critically, the location of existing facilities.
- 4.90 This is because future demand may have the potential to be addressed through facility extension or refurbishment, as well as new build.
- 4.91 Future demand will also need to reflect the current supply and demand analysis. Clearly, if there is under-supply of a specific facility type now, the level of undersupply is going to increase by 2035, given population growth and increased levels of participation.
- 4.92 The SFC for Sevenoaks identifies the following future facility demand (Table 4.11), based on a population increase of 18,000 by 2035.

Table 4.10: Future Facility Demand (2032) – Sevenoaks

FACILITY TYPE	UNIT	FACILITY	ADDITIONAL VPWPP
SPORTS HALL	4.86 Badminton Courts	1.21 4 Badminton Court Sports Halls	1,061

- 4.93 Using the SFC, the future demand for sports halls and badminton courts generated by 18,000 additional residents is 1.21 sports halls, equivalent to five courts.
- 4.94 Based on the FPM modelling, there is a current over-supply of sports hall space of +10.97 badminton courts. On this basis, future demand for five badminton courts to 2035 can be accommodated within the existing supply of community accessible sports halls (sports clubs and pay and play access). This means there is no need for additional sports hall provision to address the future need for five badminton courts by 2035.
- 4.95 Strategic Leisure’s research, consultation and analysis identifies an oversupply of sports hall space of +9.7 badminton courts; this is based on the changes in educational provision, including new builds, plus consultation to verify the extent of community pay and play access.
- 4.96 If the actual over-supply of +9.7 badminton courts is taken into account, i.e. the over-supply of pay and play community accessible sports halls (pay

and play access only), future demand can still be accommodated in existing sports halls in the District, with a reduced over supply of +4.7 badminton courts (five additional courts demanded by increased population). Section 6 looks at the implications of this situation for both a re-developed White Oak Leisure Centre, and any new secondary schools built in the District.

- 4.97 The other factor to consider is that there is currently under-utilisation of available capacity across all sports halls in the District (although Edenbridge Leisure Centre is operating over capacity), and all SDC facilities have a higher level of used capacity than the other sports halls.
- 4.98 Overall, there would appear to be the potential to reduce the level of sports hall provision in the District. This could facilitate closure of ageing facilities in poor condition such as Wildernesse, particularly given there is a new sports hall on the same site at Trinity School. In considering rationalisation of any sports hall facilities, it will also be important to consider that the only SDC sports hall which is larger than 4 court is that at White Oak Leisure Centre. The only other larger sports hall in the District is the 8-court hall at the Sennocke Centre, based at an Independent School, with no formal CUA.

CONSULTATION

- 4.99 Consultation was undertaken to inform this evidence base with NGBs, schools, local sports clubs and parish councils. The relevant feedback is detailed against each facility type. The methodology used is summarised below, but is not then repeated for each subsequent facility.

SCHOOLS

- 4.100 All schools (primary, secondary, special educational needs) in Sevenoaks District were contacted and asked to complete a survey about their existing sports facilities, their plans/aspirations for future provision, and the extent and nature of community use of the facilities. The survey response was extremely low despite several reminders (see Appendix 5). Given the low response rate, the majority of education facilities were visited and quality audited, plus on-site and telephone consultation was undertaken to identify current levels of use and potential aspirations for the future.
- 4.101 The responses received are summarised in Table 4.11.

SPORTS FACILITY STRATEGY

Table 4.11 Summary of Schools' Consultation

	AMHERST SCHOOL	WILDERNESSE SPORTS CENTRE	ST MICHAELS SCHOOL	VALENCE SCHOOL	ORCHARDS ACADEMY	RADNOR HOUSE SCHOOL (WAS COMBE BANK SCHOOL)	KNOLE ACADEMY	WEST HEATH SCHOOL	WALTHAMSTOW HALL SCHOOL
WHAT INDOOR FACILITIES ARE AVAILABLE?	School Hall	Fitness suite, pool, squash courts, 8 court sports hall, indoor tennis courts	25m pool 6 lanes, teaching pool, gym, studio, sports hall, catering		Fitness room, swimming pool 4 lanes, 2 court sports hall	Sports hall, 4 courts, gym.	Swimming pool, sports hall, gym	Sports hall 4 courts, climbing wall, fitness gym, studio	Swimming pool, sports hall, small gym, dance studio, squash court, gymnastics hall, main school hall
IS THERE SPORT CLUB USE?	No	yes	Yes		Yes	Yes		Yes	Yes (Hildenborough Badminton club is main user of sports hall; Lightning Gymnastics main user of gymnastics hall; multiple swimming clubs use the pool.)
IS THERE PUBLIC USE?	No	You can only book 5 or 10 sessions of fitness, or swim fit as a member of the public, there is no pay and play	Yes		No	Yes		Yes	Only by prior arrangement through my Domestic Bursar who is responsible for all Lets, normally through a club/official basis.
DO THE FACILITIES HAVE CAPACITY FOR MORE USE?	No	yes	Yes		Yes	No		Yes	Sports Hall (at certain times) and Squash court do, swimming pool is very full;

SPORTS FACILITY STRATEGY

	AMHERST SCHOOL	WILDERNESSE SPORTS CENTRE	ST MICHAELS SCHOOL	VALENCE SCHOOL	ORCHARDS ACADEMY	RADNOR HOUSE SCHOOL (WAS COMBE BANK SCHOOL.)	KNOLE ACADEMY	WEST HEATH SCHOOL	WALTHAMSTOW HALL SCHOOL
									gymnastics hall is also booked out a great deal
DO YOU WANT TO INCREASE THE USE?	No	yes	Yes		Yes	Old facilities so up to capacity		Yes	Yes, but limited opportunities
DO YOU HAVE PAY AND PLAY COMMUNITY USE?	No		Yes		No	No, only pre-booked		Yes	No
ADDITIONAL COMMENTS						As from the end of the summer term we will no longer be hiring the school's sports facilities to outside hirers as the school now need the use of the facility, so I don't think this is now relevant.			

4.102 The responses above confirm that some sports halls classified as having pay and play community access do not. Unfortunately, there does not appear to be significant appetite to increase pay and play use or access at the above schools. The schools' view of their capacity would appear to differ from that in the FPM modelling.

- 4.103 Radnor House School confirmed that their school facilities will no longer be available for any form of community use from July 2017, due the school increasing in size. The decision has been taken that the facilities will only be for school use.

NATIONAL GOVERNING BODIES (NGBS)

- 4.104 Consultation was undertaken with National Governing Bodies (NGBs), to identify their views on the need for sports hall provision in Sevenoaks. The views of NGBs who responded are included below. N.B All NGBs were contacted several times and asked for their input to this report.

Table 4.12: Summary of National Governing Body Consultation – Sports Hall Sports

NATIONAL GOVERNING BODY	CURRENT FOCUS/PRIORITIES	FUTURE FOCUS/PRIORITIES
BADMINTON ENGLAND	<p>Sevenoaks Sports Centre and Wildernesse Sports Centre are signed up to the Play Badminton Framework aimed at providing coaching and programming to develop participation</p> <p>There are three affiliated clubs: Montreal BC, Hildenborough Junior BC and Chipstead BC.</p>	<p>There is no evidence of unmet demand for badminton facilities in Sevenoaks.</p> <p>Priority is to build on the ‘Smash Up’ programmes to develop participation, provide more satellite clubs and to work with the Kent County Association to develop opportunities for participation and development.</p>
ENGLAND BASKETBALL	<p>Sevenoaks Basketball Club</p>	<p>There is no evidence of unmet demand for basketball facilities in Sevenoaks District.</p>
ENGLAND NETBALL	<p>There is a strong club and league structure in Kent. There is no evidence of a shortfall of facilities for netball in Kent.</p> <p>Demand appears higher to be higher around the London area than rural Kent.</p>	
TABLE TENNIS	<p>Sevenoaks is not a priority area. All projects are considered on their merits.</p> <p>There are no dedicated TT facilities in West Kent. Donnington Hall in Dunton Green is a key TT facility, base for the</p>	<p>To encourage more social TT opportunities. Generally, if table tennis tables are made available for people to play on, they will play.</p> <p>This can mean that table tennis works well as a multi-sport offer or tables can be placed in social areas of leisure centres such as cafes.</p>

SPORTS FACILITY STRATEGY

NATIONAL GOVERNING BODY	CURRENT FOCUS/PRIORITIES	FUTURE FOCUS/PRIORITIES
	Sevenoaks League. Otford Village Memorial Hall is home to Otford TT Club.	Outdoor table tennis works well too, when the tables are placed into the right location. This includes redevelopment of playground and park areas, business districts, schools and urban areas.
VOLLEYBALL	No response	

4.105 Based on the NGB consultation for sports hall sports, the key issues are:

- **There is no evidence of unmet demand for badminton, basketball or netball in the District**
- **Badminton England aims to build on the existing ‘Smash Up’ Programme**
- **Sevenoaks District is not a priority for Table Tennis**
- **No response was received from Volleyball England**

4.106 Consultation was also undertaken at local level with local sports clubs who were asked their views on the current facilities they use, whether they are likely to increase their membership in the future, and what the main issues are for them in terms of facilities in Sevenoaks District.

4.107 A summary of feedback from sports clubs using sports hall facilities is set out below. Detailed feedback is included at Appendix 4.

SUMMARY OF SPORTS HALL SPORTS CLUB VIEWS

- 4.108 A questionnaire was sent to identified indoor sports clubs in Sevenoaks District. A total of nine responses were received from clubs, but all responses received were from aquatic clubs.
- 4.109 No indoor sports clubs have raised any issues or points in connection with future provision of sports halls in the District. This reflects the NGB position that there is no unmet demand for sports hall sports in the District.

PARISH COUNCIL CONSULTATION

- 4.110 All Parish Councils in the Sevenoaks District were invited to a consultation event to discuss the issues/needs in relation to indoor sports facilities, outdoor sports facilities and open space. Parish Councils attending the event were:

- South and West:
 - **Edenbridge TC**
 - **Brasted PC**
 - **Westerham TC**
- **Central:**
 - Chevening PC
 - Dunton Green PC
 - Eynsford PC
 - Otford PC
 - Seal PC
 - Sevenoaks TC
 - Riverhead PC
- North:
 - **Hartley PC**
 - **Knockholt PC**
 - **West Kingsdown PC**
 - **Halstead PC**

SPORTS FACILITY STRATEGY

4.111 Summarised below is the feedback in relation to indoor sports facilities:

Table 4.13: Summary of Parish Council Feedback

PARISH COUNCIL	GEOGRAPHIC AREA	CONSULTATION FEEDBACK
EDENBRIDGE WESTERHAM	SOUTH	<ul style="list-style-type: none"> • Edenbridge Leisure Centre is very much valued by the local community; it will need investment in the medium to long term • The village and community halls are well-used and provide a wide range of activities including dance, yoga, children’s activities, short mat bowls, etc. • There is huge demand for dance across the District and many classes run from community and village halls • There is limited public transport in the rural areas, particularly in the evening • Where possible there is co-ordination by the Parish Councils and other providers at local level over use of informal halls, to make sure everything can be accommodated and community needs are addressed e.g. Edenbridge the new community centre, and village hall are programmed to complement each other • Edenbridge Youth Forum identified the most wanted activity for young people as trampolining • There is some capacity available at Brasted Village Hall • Westerham Bowls Pavilion is being developed to provide for short mat bowls; there is also the opportunity to refurbish the old changing rooms to provide a space for Pilates and yoga • Edenbridge will grow with the development of 300 new homes; the Primary school has been expanded to cater for demand for school places, so there will be a need to ensure future demand for sport and recreation facilities • Edenbridge Cricket Club (Blossom Park) is raising money to improve their pavilion
HARTLEY WEST KINGSDOWN	NORTH EAST	<ul style="list-style-type: none"> • The North-East communities tend to relate more to Dartford and Gravesham as opposed to Sevenoaks • Hartley residents would travel to Dartford or Gravesend for retail and services • Knockholt and Halstead residents travel to Orpington and Sevenoaks • West Kingsdown Village Hall is used for boxing and Pilates • There is a lack of facilities for young people in Hartley – only a hangout shelter • Halstead has a pavilion on the recreation ground alongside a main hall; activities such as Pilates and yoga are held here

SPORTS FACILITY STRATEGY

PARISH COUNCIL	GEOGRAPHIC AREA	CONSULTATION FEEDBACK
		<ul style="list-style-type: none"> • There is an outline planning permission for 450 new homes at Fort Halstead. The north of the District is also in close proximity to Ebbsfleet where 15,000 new homes will be built • West Kingsdown and Hartley are surrounded by Green Belt
CHEVENING DUNTON GREEN EYNSFORD OTFORD SEAL RIVERHEAD SEVENOAKS	CENTRAL	<ul style="list-style-type: none"> • Sevenoaks Leisure Centre is very popular and sometimes parking can be an issue • Eynsford Village Hall is to be demolished and re-built in the green belt • Riverhead is a very modern facility used for a range of activities • Otford has a scout hut and village hall; both are used for a range of activities • Dunton Village Hall is used for dance and yoga; Donnington Hall is used for badminton as well as dance, including ballet, and martial arts • Chevening has a small sports pavilion • Parish Plans, where developed, have identified needs for young people, including sport

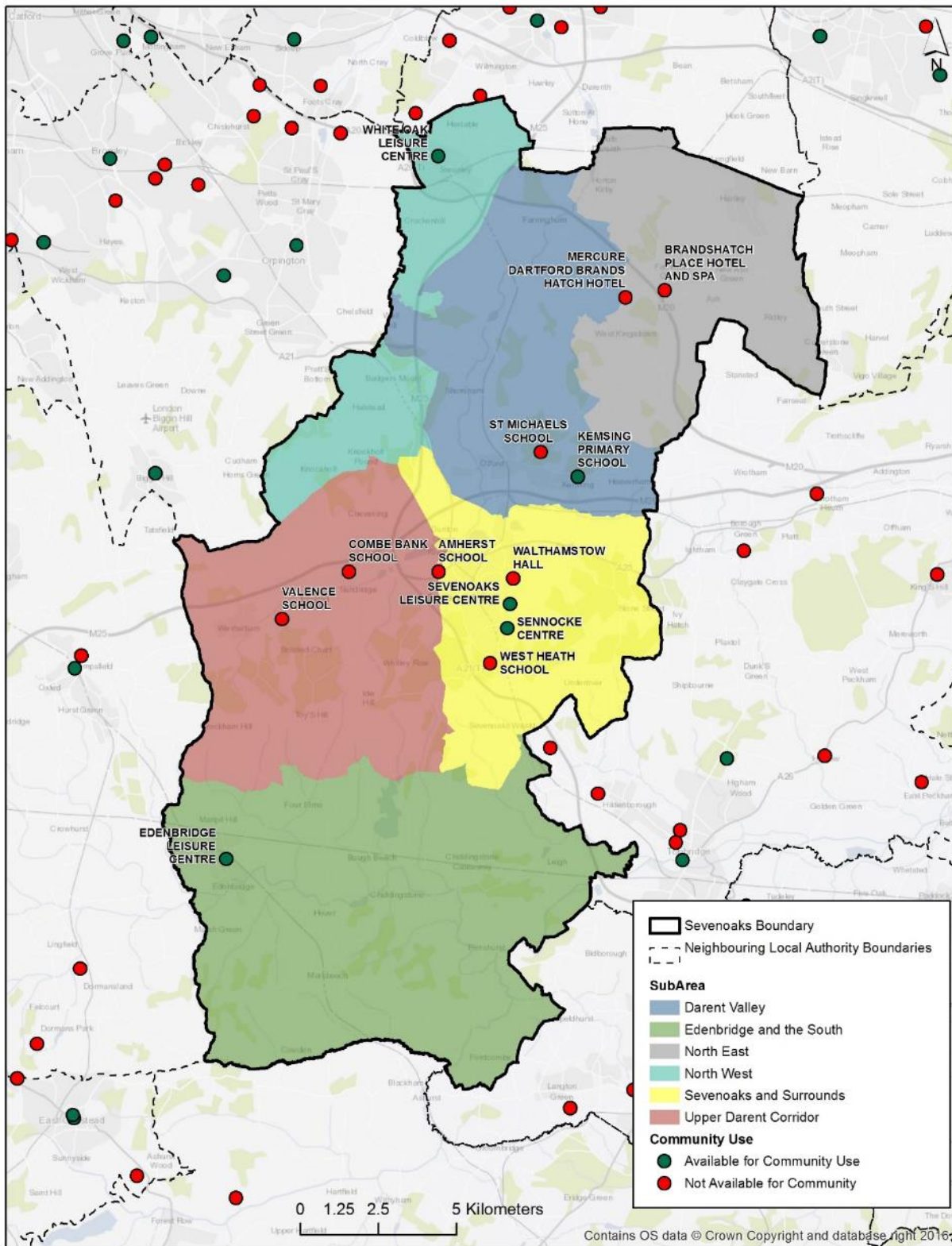
4.112 The Parish Councils did not raise the need for any additional sports hall provision, but did emphasise the need for provision at local level to be of good quality. The existing village/community halls are predominantly multi-purpose, enabling a wide range of activities to be delivered. Based on the consultation, it is clear the village/community halls are well-used. Parish Councils manage and maintain the facilities well and are investing in their development.

SWIMMING POOLS

QUANTITY- SWIMMING POOLS IN SEVENOAKS

- 4.113 The supply analysis identifies that Sevenoaks District has an overall total of 18 swimming pools across 13 sites. Appendix 8 details the overall pool supply in the District; data source SE Active Places December 2016. These pools are shown in Table 4.14 and Map 4.3. Strategic sized pools are those of 20m+ length.
- 4.114 Pools with community use (pay and play and sports club/community associations) are highlighted in orange. These include some pools modelled in the FPM (see paragraphs 4.39 and 4.140).

Map 4.3: All Swimming Pools in Sevenoaks District



Swimming Pools by community use availability in Sevenoaks District and neighbouring Local Authorities



SPORTS FACILITY STRATEGY

Table 4.14: All Swimming Pools in Sevenoaks District

SITE NAME	BUILDING NAME OR NUMBER	THOROUGHFARE	POST TOWN	POST CODE	FACILITY TYPE	FACILITY SUB TYPE	UNIT	NUMBER	ACCESS TYPE	OWNERSHIP TYPE	MANAGEMENT TYPE	YEAR BUILT	YEAR REFURBISHED
AMHERST SCHOOL		Witches Lane	Sevenoaks	TN13 2AX	Swimming Pool	Lido	Lanes	0	Private Use	Academies	School/ College / University (in house)	n/a	n/a
BRANDSHATCH PLACE HOTEL AND SPA	Brands Hatch Place	Brands Hatch Road	Ash	DA3 8NQ	Swimming Pool	Learner/ Teaching/ Training	Lanes	0	Registered Membership use	Commercial	Commercial Management	1984	2014
RADNOR HOUSE SCHOOL (WAS COMBE BANK SCHOOL)		Combe Bank Drive	Sevenoaks	TN14 6AE	Swimming Pool	Main / General	Lanes	5	Sports Club / Community Association	Other Independent School	School/ College/ University (in house)	2003	n/a
EDENBRIDGE LEISURE CENTRE		Stangrove Park	Edenbridge	TN8 5LU	Swimming Pool	Main/ General	Lanes	5	Pay and Play	Local Authority	Trust	1986	n/a
EDENBRIDGE LEISURE CENTRE		Stangrove Park	Edenbridge	TN8 5LU	Swimming Pool	Learner/ Teaching/ Training	Lanes	0	Pay and Play	Local Authority	Trust	1986	2004
KEMSING PRIMARY SCHOOL		High Street	Sevenoaks	TN15 6PU	Swimming Pool	Learner/ Teaching/ Training	Lanes	0	Pay and Play	Community school	School /College/ University (in house)	n/a	2014

SPORTS FACILITY STRATEGY

SITE NAME	BUILDING NAME OR NUMBER	THOROUGHFARE	POST TOWN	POST CODE	FACILITY TYPE	FACILITY SUB TYPE	UNIT	NUMBER	ACCESS TYPE	OWNERSHIP TYPE	MANAGEMENT TYPE	YEAR BUILT	YEAR REFURBISHED
MERCURE DARTFORD BRANDS HATCH HOTEL			Dartford	DA3 8PE	Swimming Pool	Main /General	Lanes	0	Registered Membership use	Commercial	Commercial Management	1998	n/a
SENNOCKE CENTRE		High Street	Sevenoaks	TN13 1HU	Swimming Pool	Main/General	Lanes	6	Registered Membership use	Other Independent School	School/ College/ University (in house)	2005	n/a
SEVENOAKS LEISURE CENTRE		Buckhurst Lane	Sevenoaks	TN13 1LW	Swimming Pool	Main/General	Lanes	6	Pay and Play	Local Authority	Trust	2001	n/a
SEVENOAKS LEISURE CENTRE		Buckhurst Lane	Sevenoaks	TN13 1LW	Swimming Pool	Learner/Teaching/Training	Lanes	0	Pay and Play	Local Authority	Trust	2001	n/a
SEVENOAKS LEISURE CENTRE		Buckhurst Lane	Sevenoaks	TN13 1LW	Swimming Pool	Learner/Teaching/Training	Lanes	0	Pay and Play	Local Authority	Trust	2001	n/a
ST MICHAELS SCHOOL		Offord Court	Sevenoaks	TN14 5SA	Swimming Pool	Main/General	Lanes	6	Sports Club / Community Association	Other Independent School	School/ College/ University (in house)	2005	n/a

SPORTS FACILITY STRATEGY

SITE NAME	BUILDING NAME OR NUMBER	THOROUGHFARE	POST TOWN	POST CODE	FACILITY TYPE	FACILITY SUB TYPE	UNIT	NUMBER	ACCESS TYPE	OWNERSHIP TYPE	MANAGEMENT TYPE	YEAR BUILT	YEAR REFURBISHED
VALENCE SCHOOL		Westerham Road	Westerham	TN16 1QN	Swimming Pool	Main/General	Lanes	3	Private Use	Foundation Special School	School/ College/ University (in house)	1952	2001
WALTHAMSTOW HALL		Holly Bush Lane	Sevenoaks	TN13 3UL	Swimming Pool	Main/General	Lanes	6	Sports Club / Community Association	Other Independent School	School/ College/ University (in house)	2007	n/a
WEST HEATH SCHOOL		Ashgrove Road	Sevenoaks	TN13 1SR	Swimming Pool	Main/General	Lanes	4	Pay and Play	Independent School approved for SEN Pupils	School/ College/ University (in house)	1970	n/a
WHITE OAK LEISURE CENTRE		Hilda May Avenue	Swanley	BR8 7BT	Swimming Pool	Main/General	Lanes	6	Pay and Play	Local Authority	Trust	1967	2006
WHITE OAK LEISURE CENTRE		Hilda May Avenue	Swanley	BR8 7BT	Swimming Pool	Learner/Teaching/Training	Lanes	0	Pay and Play	Local Authority	Trust	1967	2006
WHITE OAK LEISURE CENTRE		Hilda May Avenue	Swanley	BR8 7BT	Swimming Pool	Diving	Lanes	0	Pay and Play	Local Authority	Trust	1967	2006

SPORTS FACILITY STRATEGY

4.115 The analysis of the overall swimming pool supply in Sevenoaks District is as follows:

Table 4.15: Analysis of Swimming Pool Supply in Sevenoaks

SWIMMING POOLS IN SEVENOAKS DISTRICT	No OF POOLS	No OF SITES
TOTAL NUMBER OF POOLS	18	13
Community Accessible Swimming Pools (pay and play and sports clubs/community associations)	14	9
Community Accessible Swimming Pools (pay and play) (3 local authority pools Edenbridge Leisure Centre (main and learner pools), Sevenoaks Leisure Centre (main and learner pools (x 2); White Oak Leisure Centre (main pool diving pool, learner pool, plus flumes), all managed by Sencio Community Leisure, plus the Sennocke Centre, Kemsing Primary School (small pool) and West Heath School)	11	6
Main Pools	9	9
Learner Pools (Edenbridge, Sevenoaks and White Oak Leisure Centres)	6	5
Diving (White Oak Leisure Centre)	1	1
Leisure (Flumes and catch pool, White Oak Leisure Centre)	1	1
Lidos	1	1
Education Sector (Sports Clubs and Associations)	3	3
Education (Private Use) (1 Lido)	2	2
NON-COMMUNITY ACCESSIBLE POOLS		
Private Sector	2	2

4.116 It is clear from Table 4.15 that there are only nine swimming pools with lanes in the District (all main pools). There are five pools of 5 lane x 25m; one pool of 6 lane x 25m, one pool of 6 lane x 33m, one pool of 3 lanes x 15 m and one pool 4 lane x 25m.

4.117 The majority of the existing pools provide pay and play community access i.e. 11 of the 18. The two commercial facilities at Brands Hatch and the Mercure Brands Hatch Hotel require membership; Valence School (3 lane pool) and Amherst School (Lido) only provide for private use.

SPORTS FACILITY STRATEGY

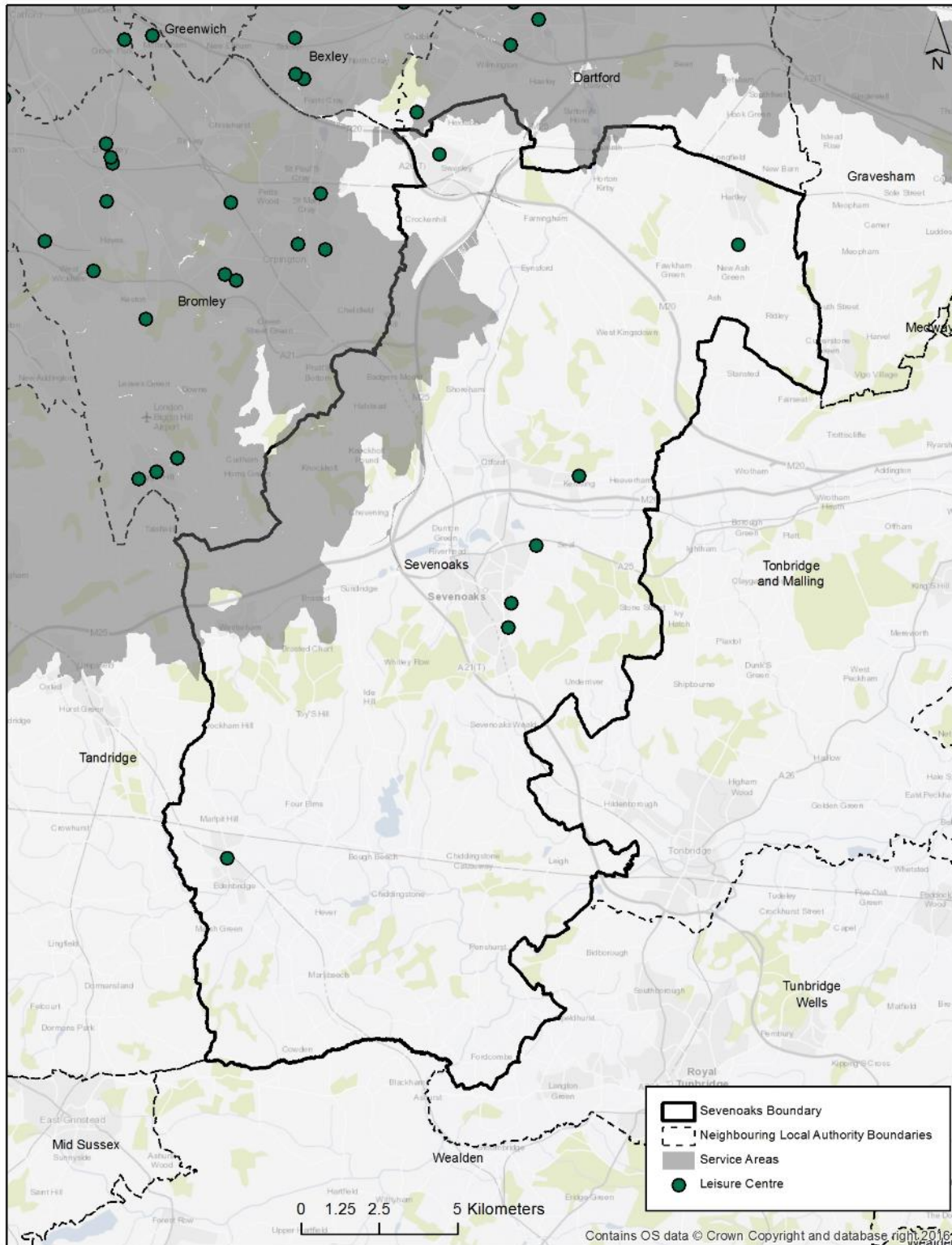
Table 4.16: Community Accessible i.e. pay and play Swimming Pools in Sevenoaks District (all strategic size except for Kemsing Primary School)

FACILITY NAME	POOL TYPE					LANES	LENGTH	WIDTH	AREA SQM
	MAIN	LEARNER	DIVING	LEISURE	LIDO				
EDENBRIDGE LEISURE CENTRE	Y					5	25m	10m	250 m ²
EDENBRIDGE LEISURE CENTRE		Y				0	10m	10m	1000 m ²
KEMSING PRIMARY SCHOOL					Y	0			
SENOCKE CENTRE (SEVENOAKS SCHOOL)	Y					6	25m	13m	325 m ²
SEVENOAKS LEISURE CENTRE	Y					6	25m	13m	325 m ²
SEVENOAKS LEISURE CENTRE		Y				0	13m	7m	91 m ²
SEVENOAKS LEISURE CENTRE		Y				0	7m	5m	35 m ²
WEST HEATH SCHOOL	Y					4	20m	8m	160 m ²
WHITE OAK LEISURE CENTRE	Y					6	33m	12.8m	422.4 m ²
WHITE OAK LEISURE CENTRE		Y				0	12m	12	144 m ²
WHITE OAK LEISURE CENTRE			Y			0	12m	7.32m	87.84 m ²

4.118 Map 4.3 shows all the pay and play community accessible swimming pools in Sevenoaks District and neighbouring local authority areas. The map shows which parts of the District are within 20 minute drivetime of facilities outside of the District.

SPORTS FACILITY STRATEGY

Map 4.3:



Available for community use Leisure Centre service areas (up to 20 minute drive time) in Bromley, Bexley and Dartford Districts



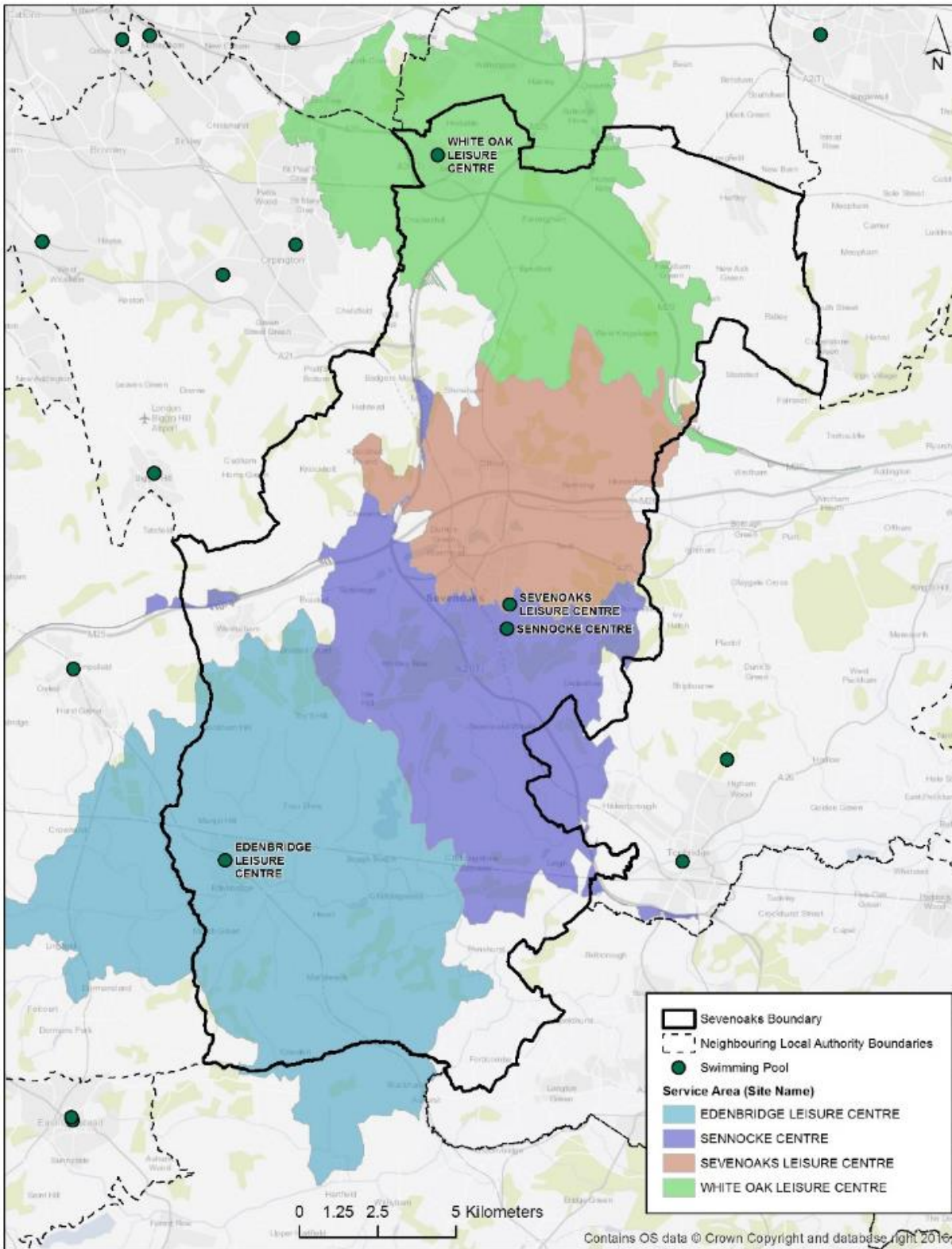
QUALITY- SWIMMING POOLS IN SEVENOAKS DISTRICT

- 4.119 Detailed quality assessments have been undertaken on all Sevenoaks District Council pools plus a number of other key facilities. These are provided in Appendices 2a - 2r and are summarised in Table 4.3.
- 4.120 The quality of swimming pools varies across the District, but is generally of good quality. The oldest pool in the District is Valence School, built in 1952. The oldest pool available for pay and play community use is White Oak Leisure Centre, built in 1967, and refurbished in 2006. This is also the largest pool complex in the District, comprising main, learner, and diving pools, plus flumes. There is a need to consider future provision of this facility, given its age and condition. Replacement is needed in the short term.
- 4.121 The Sennocke Centre is the newest main pool in the District, built in 2005. Kemsing Primary School small pool was built in 2014.
- 4.122 The majority of the pools in the District were built in the late 1980's / early 2000's apart from the above and West Heath School Pool built in 1970.

ACCESSIBILITY- SWIMMING POOLS IN SEVENOAKS

- 4.123 The community accessible pools are located in the District as shown in Map 4.4. There is only one pool facility in the North of the District. Four swimming pool sites provide day time access; the three SDC facilities, plus the Sennocke Centre.

Map 4.4: Community Accessible Swimming Pools in Sevenoaks with a 20 minute drivetime catchment area



Available for community use Swimming Pool service areas (up to 20 minute drive time) in Sevenoaks District



SPORTS FACILITY STRATEGY

- 4.124 It is clear from Map 4.4 that the existing swimming facilities (strategic size pools) which are community accessible have catchment areas which cover virtually the whole District. However, areas in the north west and south east are outside a 20-minute drive-time of a pay and play community accessible and strategic size swimming pool.

AVAILABILITY – SWIMMING POOLS IN SEVENOAKS DISTRICT

- 4.125 Community accessible swimming pools are well-located in the District; all are on public transport routes and their catchment areas provide access to virtually all residents. In addition to these pay and play community accessible pools, there are other facilities which are also used by residents, so overall there is a good stock of provision in the District.
- 4.126 The majority of existing pools on education sites provide for some community use, although facilities at Radnor House, St Michaels School and Walthamstow School are only available for use by sports clubs and community associations.
- 4.127 All the pay and play community accessible pools are 20m+, in length, so are of strategic size, except the small pool at Kemsing Primary School which is too small for practical pay and play community use.
- 4.128 Clearly the two commercial pool facilities in the District also provide for some residents' use, although these may be unaffordable for some. The real issue is the quality of provision at White Oak Leisure Centre, the only facility in the north of the District and the facility providing the most amount of water space and the only diving pool.

SUPPLY AND DEMAND ANALYSIS

SPORT ENGLAND FACILITY PLANNING MODEL (FPM)

- 4.129 Strategic Leisure was provided with Sport England's Facilities Planning Model National Run (November 2016 report, based on January 2016 National Run data) for swimming provision in Sevenoaks District.

SEVENOAKS DISTRICT

- 4.130 The Sport England FPM report sets out an assessment of the current situation regarding swimming pool supply, based on a population of 119,726. The key findings are summarised below. The full report can be accessed at Appendix 7. This includes all details of the FPM parameters and assumptions/exclusions.

SPORTS FACILITY STRATEGY

SUPPLY

4.131 The Sport England Facilities Planning Model analysis for Sevenoaks District identifies 13 pools across 8 sites in the District. This figure reflects the strategic size swimming pools i.e. 160 sq m+. This means the FPM is modelled on slightly different data i.e. 13 swimming pools as opposed to 14 (the latter is the overall number of pools in the District, which are identified so that the total supply can be understood, before identifying which are actually available for community pay and play access, see Table 4.14).

4.132 The pools modelled in the FPM are:

Table 4.17: Pools modelled in the FPM

FACILITY NAME	POOL SIZE		LANES	DATE BUILT	REFURBISHED
RADNOR HOUSE SCHOOL (WAS COMBE BANK SCHOOL)	25m x 8m	200 m ²	5	2003	
EDENBRIDGE LEISURE CENTRE	25m x 10m	250 m ²	5	1986	
EDENBRIDGE LEISURE CENTRE	10m x 10m	100 m ²	0	1986	2004
SENNOCKE CENTRE	25m x 13m	325 m ²	6	2005	
SEVENOAKS LEISURE CENTRE	25m x 13m	325 m ²	6	2001	
SEVENOAKS LEISURE CENTRE	13m x 7m	91 m ²	0	2001	
SEVENOAKS LEISURE CENTRE	7m x 5m	35 m ²	0	2001	
ST MICHAELS SCHOOL	25m x 10m	250 m ²	6	2005	
WALTHAMSTOW HALL	25m x 12.5m	312.5 m ²	6	2007	
WEST HEATH SCHOOL	20m x 8m	160 m ²	4	1970	
WHITE OAK LEISURE CENTRE	33m x 12.8m	422.4 m ²	6	1967	2006
WHITE OAK LEISURE CENTRE	12m x 7.32m	87.84 m ²	0	1967	2006
WHITE OAK LEISURE CENTRE	12m x 12m	144 m ²	0	1967	2006

4.133 The pools modelled in the FPM are those identified as being accessible to the community (see Table 4.14 and paragraphs 4.120 and 4.139), and consider pool accessibility and availability.

SPORTS FACILITY STRATEGY

- 4.134 The FPM identifies 13 community accessible swimming pools in the District (see Appendix 7), whereas Tables 4.14 and 4.15, reflecting Active Places and Strategic Leisure's own research and consultation, identifies 14 (total number of pools 18) which provide pay and play access. This minor difference is a result of Kemsing Primary School being excluded from the FPM because it is not a strategic size pool.
- 4.135 The total supply of water space equates to 2,702 m². When opening times and peak periods are considered, this reduces to 1,914.26 sqm, or the equivalent of 16,597 visits per week in the peak period (vpwpp).
- 4.136 This may not specifically relate to the amount of water space available, but reflects the space available in each pool and what this equates to in equivalent water space. The Sport England FPM model identifies peak time as follows for swimming pools: Weekday: 12:00 to 13:30, 16:00 to 22:00; Saturday: 09:00 to 16:00; Sunday: 09:00 to 16:30; Total 52 hours in the peak period.
- 4.137 There is a higher level of swimming pool provision in Sevenoaks District at 22.57 m² per 1,000 residents, compared to England, where the average level of provision is 12.45 per 1,000 people. The level of swimming pool provision in the District is significantly higher than all neighbouring areas included in the FPM analysis.

CURRENT DEMAND

- 4.138 The Sport England Facilities Planning Model (FPM) analysis identifies that the 2016 population (119,726) generates a demand for 1,264.53 m² of water space and 7,620 visits per week during peak periods (vpwpp). (This is based on a comfort factor of 70%). Above 70%, a swimming pool is very full). Clearly, with current community accessible (clubs and pay and play) swimming pool provision at 1,914.26 sq., this equates to an oversupply of +649.73 m², equivalent to just over one 25m pool with 8 lanes (circa 500 m², assuming all lanes are 2.5m wide).
- 4.139 To put this figure in context, the FPM includes all pools open for community use. There is currently 762.5 m² of community accessible water space only available for sports clubs/community associations at St Michaels School, Radnor House and Walthamstow Hall School.
- 4.140 Although there is an over-supply of water space in Sevenoaks District, based on the FPM, it is important to highlight the following:
- **10 pools (excluding the Lido) (5 sites) provide pay and play community access; this equates to 1,151.76 m² of water space.**
 - **The future growth in population will increase demand for swimming pools**
 - **One existing strategic size, community accessible pay and play swimming pool (White Oak Leisure Centre) was built in 1967 and**

refurbished in 2006; at an age of 50 years, this facility will need replacing in the short term.

- The pools on education sites offering sports club use are all over 10 years old, (St Michaels was built in 2005 so is 11 years old. Radnor House (Combe Bank School) was built in 2003 so is 13 years old, and Walthamstow Hall School pool was built in 2007 so is 9 years old. None have been refurbished yet), and critically, do not offer secured community access of any description through a CUA, so in theory could be withdrawn from use at any time
- None of the pools offering pay and play community use in the District – Sennocke Centre, West Heath School, Kemsing Primary School have secured community access through a CUA, so in theory could be withdrawn from use at any time
- The existing SDC swimming pool facilities alone provide a total of 1,105.24m²² of community accessible pay and play water space (about 69% of the total supply);

The FPM over-supply reflects inclusion of pools which are only available for use by sports clubs/associations and not pay and play. Although many of the District's communities are relatively affluent, there are significant and specific areas of deprivation e.g. Swanley and some areas around Edenbridge, where affordable access to sports facilities is key in addressing issues of health inequality, and where people may not be, or may not choose to be, members of a sports club

- Residents in Sevenoaks District are very mobile (only 13.7% of the population has no access to a car). The future provision of swimming pools needs to reflect varying levels of accessibility across the community, and specifically areas where people are more likely to access provision on foot or using public transport

- 4.141 Currently, 94.6% (7,212 vpwpp) of all demand for swimming provision in Sevenoaks District is met; this is higher than the English average (91.6%). The majority of this satisfied demand consists of visits made by car, at 86.13%, higher than the national average of 75%. The level of visits made by car reflects the mobility of residents in Sevenoaks District. 10.10% of satisfied demand is from those who walk to a swimming pool. This is significantly lower than the England average of 15.60% and only 3.8% of visits are by public transport, again reflecting the mobility of District residents.
- 4.142 Of the demand retained in Sevenoaks District, 69.4% of this is met by the existing swimming pools in the District, a lower % compared to all the other neighbouring authorities except Dartford at 57.1%.
- 4.143 The number, location and catchment area of pools means there is a network of pools that ensures the majority of residents live inside the drive time catchment area of a pool. However, the used capacity of existing pools in the District is low at an average of 44.60%. SDC facilities have the highest

SPORTS FACILITY STRATEGY

levels of use, with White Oak Leisure Centre being the closest to capacity at 61%, and particularly so of the pay and play community accessible pools.

- 4.144 2,210 vpwpp are exported from Sevenoaks District (30.60%). This reinforces the fact that the District's population is very mobile and can access pools in neighbouring areas. 32.50% of the used capacity in pools in Sevenoaks District is imported from neighbouring areas.
- 4.145 5.40%, (or 408 vpwpp) of demand is unmet by the current provision of community accessible swimming pools. This equates to 68 m² of water space, i.e. around one third of a 4 lane x 25m pool (212 m²).
- 4.146 It is thought that this demand (408 vpwpp) is unmet for two main reasons: some people live outside the catchment area of an existing swimming pool (96.10%). Of this figure, 67.14%, have no car. 3.90% of demand is not met due to lack of capacity.
- 4.147 Table 4.18 summarises the analysis described in paragraphs 4.134 – 4.152.

Table 4.18: Summary of 2016 FPM Supply and Demand Analysis

2016 DEMAND FOR POOLS M ²	2016 SUPPLY OF POOLS M ²	SURPLUS (+) / DEFICIENCY (-) SQM M OF POOLS	VISITS PER WEEK IN THE PEAK PERIOD (VPWPP) DEMANDED BY CURRENT POPULATION	VISITS PER WEEK IN THE PEAK PERIOD (VPWPP) SATISFIED	VISITS PER WEEK IN THE PEAK PERIOD (VPWPP) UNSATISFIED	DEMAND MET IN THE DISTRICT	DEMAND UNMET IN THE DISTRICT
1,264.53	1,914.26 (includes community provision currently only available to sports clubs/associations)	+649.73	7,260	7,212	408	94.6%	5.40%

- 4.148 The areas of highest unmet demand for swimming in the District are in the north, close to the borders with Dartford and Gravesham.
- 4.149 However, overall there is very little unmet demand for swimming in the District. The major reason for unmet demand is inability to access provision due to lack of access to a car and being out of the catchment area of a community pay and play accessible pool. This situation predominantly affects those living in areas of deprivation, such as Swanley, many of whom do not have access to private transport.

SPORTS FACILITY STRATEGY

- 4.150 It is people without cars, likely to be living in areas of deprivation who are the real concern, as they may not be able to access facilities and therefore this impacts on ability to participate in sport and physical activity and therefore potentially, their health.
- 4.151 The capacity of the existing swimming pools is interesting. Used capacity averages at 44.6%, significantly lower than both the England (65.80%), and the regional (63.20%) averages.
- 4.152 As a guide, the FPM identifies that swimming pools with a used capacity of 70% and above are busy. Those that have a used capacity of 100% are considered to be theoretically full all the time in the peak periods.
- 4.153 The used capacity of the pools modelled in the FPM are:
- | | |
|--|------------|
| • Radnor House (was Combe Bank School) | 41% |
| • Edenbridge Leisure Centre | 42% |
| • Edenbridge Leisure Centre (Learner/teaching/training) | |
| • Sennocke Centre | 38% |
| • Sevenoaks Leisure Centre | 38% |
| • Sevenoaks Leisure Centre (Learner/teaching/training) | |
| • Sevenoaks Leisure Centre (Learner/teaching/training) | |
| • St Michaels School | 45% |
| • Walthamstow Hall | 48% |
| • West Heath School | 10% |
| • White Oak Leisure Centre | 61% |
- 4.154 This analysis suggests that all the pools could potentially have capacity for further usage during the weekly peak periods.
- 4.155 Only White Oak Leisure Centre operates at anything near capacity, and yet this pool is ageing and not in the best of conditions.

FUTURE DEMAND

- 4.156 The Sport England Facility Planning Model (FPM) analysis undertaken does not identify future demand. The population of Sevenoaks District will increase by 18,000 to 239,000 by 2035.
- 4.157 Using the Sport England Facility Calculator (SFC), it is possible to estimate overall future demand for provision of sports halls, swimming pools and indoor bowls rinks, based on this population increase.
- 4.158 Using the SFC provides a quantitative estimate of future need, but unlike the FPM the analysis does not identify specific locations for future provision. That needs to be informed by the nature and location of future housing development, local geography and accessibility, and critically the location of existing facilities.
- 4.159 This is because future demand may have the potential to be addressed through facility extension, or refurbishment, as well as new build.
- 4.160 Future demand will also need to reflect the current supply and demand analysis. Clearly, if there is under-supply of a specific facility type now, the level of undersupply is going to increase by 2035, given population growth and increased levels of participation.
- 4.161 The SFC for Sevenoaks District identifies the following future facility demand (Table 4.19), based on a population increase of 18,000 by 2035.

Table 4.19: Future Facility Demand (2030) – Sevenoaks District

FACILITY TYPE	UNIT	FACILITY EQUIVALENT	ADDITIONAL VPWPP
SWIMMING POOL	190.18 m ²	0.89 pools (4 lane x 25m)	1,146

- 4.162 Using the SFC, the future demand for swimming pools generated by 18,000 additional residents is 0.89 swimming pools (4 lane x 25m), equivalent to 190.18 m².
- 4.163 Based on the FPM analysis that there is a current over-supply of water space of +649.73 m²; the additional demand identified to 2035 could be accommodated within existing swimming pools. In this scenario, the over-supply would reduce to 459.55 m², or just under one 8 lane x 25m pool.
- 4.164 However, much of this oversupply is accounted for in facilities only available to clubs or community associations. Therefore the extension of the availability of these facilities to wider community use would help meet the needs of all the District's residents. Consideration should also be given to the improvement of other existing facilities to improve pay and play capacity and usage.
- 4.165 There is significant unused capacity in all pools apart from White Oak Leisure Centre. This needs to be considered in terms of both current and future

demand analysis, and be better used first before significant investment in additional water space. White Oak Leisure Centre does however need to be replaced, given its age.

- 4.166 Given the high level of satisfied demand for swimming in Sevenoaks District, it appears as if there is currently sufficient existing supply of water space, although there is a need to review programming at all three SDC facilities to identify how and when pools can be better used. Given the low used capacity in of the pools, there is also clearly opportunity to increase usage within the existing facilities.
- 4.167 In addition, the existence of the pools providing only for sports clubs/community associations (3), which are clearly used by some in the Sevenoaks District community, provide additional water space capacity for this type of use, which releases other time in the pools for pay and play community access and other aquatic activities.
- 4.168 The need for new swimming pools by 2035 will need to be considered, but this should be in the context of both new population demand and the need to address the quality of ageing pools in the longer term e.g. White Oak Leisure Centre, which has already been refurbished.
- 4.169 The need for a replacement pool at White Oak Leisure Centre is considered in detail in Section 6.

CONSULTATION

SCHOOLS

- 4.170 All schools (primary, secondary, special educational needs) in Sevenoaks District were contacted and asked to complete a survey about their existing sports facilities, their plans/aspirations for future provision and the extent and nature of community use of the facilities. The survey response was low despite several reminders (see Appendix 5).
- 4.171 The summary of the responses received are summarised in Table 4.11.
- 4.172 No specific comments were made by the schools responding in relation to swimming pool provision.

NATIONAL GOVERNING BODIES (NGBS)

4.173 Consultation was undertaken with National Governing Bodies (NGB's), to identify their views on the need for swimming pool provision in Sevenoaks District. The views of the Amateur Swimming Association (ASA) are summarised in Table 4.20.

Table 4.20: Summary of National Governing Body Consultation – Aquatic Activities

NATIONAL GOVERNING BODY	CURRENT FOCUS/PRIORITIES	FUTURE FOCUS/PRIORITIES
AMATEUR SWIMMING ASSOCIATION (ASA)	<p>All areas are a “priority” to the ASA. The way we work is to have Area Swimming Managers (ASM) covering every county with up to 20 “priority” pools worked with. Those pools operated by National Companies (i.e. PfP, Everyone Active etc.) are dealt with by a National Team.</p> <p>Thus, all the major pools - and some targeted smaller ones - in Sevenoaks District are covered. In addition, there is a network of both National & Regional Club Development Officers – so again every county/Local Authority is covered. Any facilities issues are connected either straight to the National Facilities Team in the first instances or via the appropriate ASM/Club Development Officer.</p> <p>The ASA is the “partner” that Sport England consult & work with in the allocation and management of grants for aquatic facilities, however the ASA does not directly allocate the funding itself.</p> <p>Key Clubs in the area:</p> <ul style="list-style-type: none"> ● Aqua SC (Sevenoaks) – swimming ● Sevenoaks SC - swimming & water polo 	<p>In terms of general participation in the Sevenoaks District area, recent once a week APS levels indicate a higher than average participation in swimming in the area (most recently 7.49% compared to a national average of 5.7% in APS 9 and as high as 10.2% compared to a national average of 6.16% in APS 8) which is probably reflective of the indicated oversupply of pool water in the area - as reflected in the current FPM run for Sevenoaks – of between 649 (SE calculations) and 762 (ASA calculations) square metres of pool water.</p> <p>There are three Local authority pools all of which were either built or refurbished within the last 15 years. It must be noted however that these three facilities contribute well over 75% of the available water space in the area and, therefore, whilst the current situation does look good in the area, closure of any of these facilities could have a dramatic effect.</p> <p>The ASA would suggest therefore a “status quo” situation in Sevenoaks District and It would be pertinent for a replacement/refurbishment report to be developed for the future.</p> <p>In terms of club access the Club Development Officers in the area report:</p>

NATIONAL GOVERNING BODY	CURRENT FOCUS/PRIORITIES	FUTURE FOCUS/PRIORITIES
	<ul style="list-style-type: none"> • Sevenoaks Tri-swim club 	<p>All swimming clubs in the area could do with more water time for training - more access to the clearly available water space perhaps rather than more facilities would be advantageous in this respect. Water polo and swimming are also very dependent on school pools to achieve some training time. At present, there is a focus on the development of the disciplines.</p> <ul style="list-style-type: none"> • Diving - has now started to develop and steadily growing so it is important that the diving boards are kept. • Water polo - could do with more water time to give second and possibly third sessions a week to allow the development of water polo in the area at junior and senior levels. They also need to have training times earlier in the evening, especially for the development of junior water polo. • Synchro – we are at present working hard at the development of Synchro in that area. There are at present two clubs looking to develop Synchro and hopefully there will be water time to accommodate this. The athletes doing Synchro are having to travel some distance to be able to take part in the sport and we are working with the NDO to see how synchro can be developed in this area further. <p>As previously mentioned the three Local authority pools, as well as some of the smaller school pools, currently take some of the club demand.</p> <p>If these were lost for whatever reason, this would put further pressure on the larger pools.</p>

SPORTS FACILITY STRATEGY

NATIONAL GOVERNING BODY	CURRENT FOCUS/PRIORITIES	FUTURE FOCUS/PRIORITIES
		<p>The ASA has in recent years invested in significant Insight work investigating the wants and needs of aquatic customers and this is now being translated into development work and programmes and products to assist pool operators increasing their customers.</p> <p>In addition, Club memberships are growing across the country, particularly cat 2 (competitive athletes) mainly due to the impact of Rio and the increasing media coverage of the sport.</p> <p>With the increase in popularity, clubs are finding it hard to keep up with the increased demand in membership. Membership across the country is 8% higher than this time last year.</p> <p>ASA staff in the area – Area Swim Managers and Club Development Managers – are continually working with partners to utilise this interest and these programmes/products and will continue to do so.</p> <p>We are not aware of any facilities at risk in the area.</p>

SUMMARY OF AQUATIC SPORTS CLUB VIEWS

4.174 A questionnaire was sent to identified indoor sports clubs across Sevenoaks District. A total of 9 responses were received from clubs. Responses were received from the following aquatic sports clubs:

- **Sports Organisations Responding to Club Survey (Aquatic sports)**

- Sevenoaks Leisure Centre
- Dartford District Swimming Club
- Swanley Sub Aqua Club
- Invicta water polo club
- Bexley Water Polo Club (Swanley)
- Erith Synchronised Swimming Squads
- White Oak Swimming Club
- Highgate Diving Club
- Erith & District Synchronised Swimming Squads

4.175 17 responses were received from the nine clubs, all aquatic based: 9 swimming, 2 Water Polo, 2 Diving, 3 Synchronised Swimming and 1 Scuba Diving. Table 4.21 summarises the overall feedback received from clubs to the survey; the detailed survey analysis is in Appendix 4.

4.176 The venues used by the clubs responding are:

- **White Oak Leisure Centre**
- **Sevenoaks Leisure Centre**
- **Edenbridge Leisure Centre**
- **School facilities – not specifically named**

4.177 The top issues faced by all clubs who responded are:

- **‘Availability of suitable space’**
- **‘Availability of suitable time periods’**

Table 4.21: Summary of Sports Club Consultation –Aquatic Sports

CLUB	KEY ISSUE FOR CLUB
SEVENOAKS LEISURE CENTRE	Would like to see a 50m pool, plus electronic timing equipment etc. and a spectator gallery
DARTFORD DISTRICT SWIMMING CLUB	<p>There should be more time for clubs and for the community in pools</p> <p>The pool is used for galas, championships, area leagues, millennium leagues. The White Oak pool provides for clubs in Sevenoaks District as well as Erith and Dartford.</p> <p>Swimming is the most popular activity at White Oak Leisure Centre.</p>
SWANLEY SUB AQUA CLUB	<p>Need the deep water in the diving pit to train and participate in this activity</p> <p>White Oak is the only deep pool in the area. Pools in Erith, Crook Log and Sidcup all closed and were replaced by pools of only 1.2m depth.</p> <p>The sub aqua club needs a depth of at least 12ft to train with scuba equipment.</p> <p>The only other deep pool in Dartford has no capacity for additional scuba diving time.</p>
INVICTA WATER POLO CLUB	Needs the deep water at White Oak Leisure centre for training and competitive play.
BEXLEY WATER POLO CLUB (SWANLEY)	<p>The water polo club has moved from a number of venues as, when they are re-built, they are not deep enough. The club needs a depth of ideally 12ft, but a minimum of six foot in which to train and compete. Sevenoaks Leisure Centre pool is too shallow.</p> <p>The Club competes in the National League and the British Premier League – all based at White Oak Leisure Centre.</p>

CLUB	KEY ISSUE FOR CLUB
	<p>There are four internationals in the Club.</p> <p>Ideally a 50m pool would be developed to replace White Oak Leisure Centre – this is what the aquatic clubs want as the nearest pool is in Basildon (until Crystal Palace is re-opened); Crystal Palace is used by the London region clubs and teams and is not very accessible due to traffic.</p> <p>Swanley is well-located for a 50m pool.</p> <p>The Club has teams for U14, 16, 50+, adults and the Invicta team all train at White Oak Leisure Centre. The Club would like to expand but need more water time to do so i.e. one hour per week, and 2 hours per week for Bexley Water Polo Club.</p> <p>A moveable floor in a new pool would be workable for the Club as long as the water depth of 6 feet could be achieved as a minimum.</p> <p>Not many water polo clubs in the UK and yet people stay in the sport their whole lives.</p>
ERITH SYNCHRONISED SWIMMING SQUADS	<p>Dependent on the deep diving pool and the times provided for club training and development, given the age of the participants.</p>
WHITE OAK SWIMMING CLUB	<p>White Oak Swimming Club (WOSC) is 50 years old in 2017, and has been using the pool at White Oak Leisure Centre for this entire period to the benefit of the local community. We would like to take this opportunity to explain our pool usage and requirements for the future which will enable us to provide a better community service over the coming years. There is only one chance to get this right, so we hope that our requirements will be carefully considered.</p> <p>White Oak Swimming Club is a competitive swimming club, catering for a wide range of abilities from aged 7 years upwards. Our oldest competitive swimmer is 47. Swimming abilities range from beginners to the current under 16 boys U.K. record holder. We are a very inclusive club and support many swimmers with varying levels of disabilities.</p>

CLUB	KEY ISSUE FOR CLUB
	<p>With such a range of squads and abilities and, as a result of having increased the membership over 40% in the last 2 years, our pool time requirements are increasingly stretched. We are always looking for more pool time to accommodate the needs of our expanding club</p> <p>The present situation.</p> <p>Current pool bookings.</p> <p>Monday 5.30pm – 7pm 4 short lanes (25m). The rest of the pool is open to the public.</p> <p>Tuesday 5pm -8pm 4 short lanes (25m). The rest of the pool is open to the public.</p> <p>Wed 6 to 9.15 pm Main pool. 6-7pm Diving pit (followed by Erith Synchro)</p> <p>Friday 5- 6pm 5 short lanes. The rest of the pool is open to the public. 6pm -7.30pm 4 short lanes. The rest of the pool is open to the public</p> <p>Saturday 8 – 9am Main pool</p> <p>Sunday 8- 10.30am 4 short lanes the rest of the pool is open to the public. 8 -9am Teaching Pool 7- 8pm 2 long lanes. The rest of the pool is open to the public.</p> <p>In conjunction with Kent Sport, WOSC works with Orchard Academy, Swanley, providing teaching and coaching of pupils who have previously not had these opportunities. Their sessions run from November to March, Tuesdays 3.30-4.45pm.</p> <p>As the current pool is L shaped, we have the facility to swim in both directions, so can accommodate the public and the WOSC sessions at the same time. In addition to this, the viewing gallery is used extensively by parents observing and supporting their children.</p> <p>Disappointingly, as the pool is imperial dimensions rather than metric we are unable to use it for galas and competitions, which would be financially beneficial to the Centre.</p>

CLUB	KEY ISSUE FOR CLUB
	<p>The future Leisure Centre.</p> <p>To meet our requirements for the future, we would like to have the following facilities:</p> <ol style="list-style-type: none"> 1) An 8 lane 25M deck pool. (Preferably, continuous depth, but at least a shallow end of minimum 1 metre depth). This would enable us to share pool time with the general public. 2) Starting blocks, electronic timing, anti-wave lane ropes, training lane ropes, poolside secure storage facilities. 3) A viewing gallery at least to the current size of White Oak Pool, enabling us to provide adequate spectator viewing for Galas and other competitions. (This would generate a good income for the Leisure Centre) <p>We have used the facilities of many pools in Kent and South London and regard Eltham Leisure Centre Pool as a good model for our requirements.</p>
<p>HIGHGATE DIVING CLUB</p>	<p>Club established in 1928</p> <p>Diving growing in popularity since the Olympics</p> <p>Need new diving boards</p>

PARISH COUNCILS

- 4.178 No specific feedback was received from parish and town councils in respect of swimming provision in the District. Edenbridge Town Council simply commented that Edenbridge leisure Centre would require investment in the medium to longer term to retain quality of provision.

HEALTH AND FITNESS FACILITIES

QUANTITY - HEALTH AND FITNESS SUITES IN SEVENOAKS DISTRICT

- 4.179 The supply analysis identifies that overall there are 24 health and fitness facilities (15 sites) (13 fitness suites and 11 studios) in Sevenoaks District with a total of 354 stations. All facilities require some form of payment/membership payment before use. However, some operate on a community accessible pay and play basis, as opposed to a more commercial outlook. All fitness facilities are shown in Table 4.22. Further details are included in Appendix 11.

SPORTS FACILITY STRATEGY

Table 4.22: Summary of overall Fitness Provision in Sevenoaks District

FACILITY NAME	BUILDING NAME OR NUMBER	THOROUGHFARE	POST TOWN	POST CODE	FACILITY TYPE	FACILITY SUB TYPE	UNIT	NUMBER	ACCESS TYPE	OWNERSHIP TYPE	MANAGEMENT TYPE	YEAR BUILT	YEAR REFURBISHED
ASH GREEN SPORTS CENTRE		Ash Road	Longfield	DA3 8JZ	Health and Fitness Suite	Health and Fitness Suite	Stations	16	Pay and Play	Local Authority	Local Authority (in house)	1981	2003
BRANDS HATCH PLACE HOTEL AND SPA	Brands Hatch Place	Brands Hatch Road	Longfield	DA3 8NQ	Health and Fitness Suite	Health and Fitness Suite	Stations	30	Registered Membership use	Commercial	Commercial Management	1984	2014
BRANDS HATCH PLACE HOTEL AND SPA	Brands Hatch Place	Brands Hatch Road	Longfield	DA3 8NQ	Studio	Studio	Studios	0	Registered Membership use	Commercial	Commercial Management	1984	2014
RADNOR HOUSE SCHOOL (WAS COMBE BANK SCHOOL)		Combe Bank Drive	Sevenoaks	TN14 6AE	Health and Fitness Suite	Health and Fitness Suite	Stations	18	Private Use	Other Independent School	School/ College/ University (in house)	2003	n/a
EDENBRIDGE LEISURE CENTRE		Stangrove Park	Edenbridge	TN8 5LU	Health and Fitness Suite	Health and Fitness Suite	Stations	36	Pay and Play	Local Authority	Trust	1986	2004

SPORTS FACILITY STRATEGY

FACILITY NAME	BUILDING NAME OR NUMBER	THOROUGHFARE	POST TOWN	POST CODE	FACILITY TYPE	FACILITY SUB TYPE	UNIT	NUMBER	ACCESS TYPE	OWNERSHIP TYPE	MANAGEMENT TYPE	YEAR BUILT	YEAR REFURBISHED
EDENBRIDGE LEISURE CENTRE		Stangrove Park	Edenbridge	TN8 5LU	Studio	Studio	Studios	0	Pay and Play	Local Authority	Trust	2005	n/a
FATHOMS LEISURE		London Road	Sevenoaks	TN13 2TD	Health and Fitness Suite	Health and Fitness Suite	Stations	5	Private Use	Commercial	Commercial Management	1991	2002
HEXTABLE SCHOOL	37	Egerton Avenue	Swanley	BR8 7LU	Studio	Studio	Studios	n/a	Sports Club / Community Association	Community school	School/ College/ University (in house)	2008	n/a
MERCURE DARTFORD BRANDS HATCH HOTEL			Dartford	DA3 8PE	Health and Fitness Suite	Health and Fitness Suite	Stations	50	Registered Membership use	Commercial	Commercial Management	1998	2016
MERCURE DARTFORD BRANDS HATCH HOTEL			Dartford	DA3 8PE	Studio	Studio	Studios	1	Registered Membership use	Commercial	Commercial Management	1999	n/a

SPORTS FACILITY STRATEGY

FACILITY NAME	BUILDING NAME OR NUMBER	THOROUGHFARE	POST TOWN	POST CODE	FACILITY TYPE	FACILITY SUB TYPE	UNIT	NUMBER	ACCESS TYPE	OWNERSHIP TYPE	MANAGEMENT TYPE	YEAR BUILT	YEAR REFURBISHED
MOOREENERGY FITNESS CLUB		Fullers Hill	Westerham	TN16 1AA	Health and Fitness Suite	Health and Fitness Suite	Stations	35	Pay and Play	Commercial	Commercial Management	2004	n/a
MOOREENERGY FITNESS CLUB		Fullers Hill	Westerham	TN16 1AA	Studio	Studio	Studios	1	Pay and Play	Commercial	Commercial Management	2004	n/a
ORCHARDS ACADEMY		St. Marys Road	Swanley	BR8 7TE	Studio	Studio	Studios	n/a	Private Use	Community school	School/ College/University (in house)	2008	n/a
SENNOCKE CENTRE		High Street	Sevenoaks	TN13 1HU	Health and Fitness Suite	Health and Fitness Suite	Stations	46	Sports Club / Community Association	Other Independent School	School/ College/ University (in house)	2005	2013
SENNOCKE CENTRE		High Street	Sevenoaks	TN13 1HU	Studio	Studio	Studios	0	Sports Club / Community Association	Other Independent School	School/ College/ University (in house)	2005	n/a

SPORTS FACILITY STRATEGY

FACILITY NAME	BUILDING NAME OR NUMBER	THOROUGHFARE	POST TOWN	POST CODE	FACILITY TYPE	FACILITY SUB TYPE	UNIT	NUMBER	ACCESS TYPE	OWNERSHIP TYPE	MANAGEMENT TYPE	YEAR BUILT	YEAR REFURBISHED
SEVENOAKS LEISURE CENTRE		Buckhurst Lane	Sevenoaks	TN13 1LW	Health and Fitness Suite	Health and Fitness Suite	Stations	48	Pay and Play	Local Authority	Trust	2001	2008
SEVENOAKS LEISURE CENTRE		Buckhurst Lane	Sevenoaks	TN13 1LW	Studio	Studio	Studios	0	Pay and Play	Local Authority	Trust	2001	2007
VALENCE SCHOOL		Westerham Road	Westerham	TN16 1QN	Health and Fitness Suite	Health and Fitness Suite	Stations	4	Private Use	Foundation Special School	School/ College/ University (in house)	2004	n/a
VALENCE SCHOOL		Westerham Road	Westerham	TN16 1QN	Studio	Studio	Studios	0	Private Use	Foundation Special School	School/ College / University (in house)	2011	n/a
WALTHAMSTOW HALL		Holly Bush Lane	Sevenoaks	TN13 3UL	Health and Fitness Suite	Health and Fitness Suite	Stations	7	Private Use	Other Independent School	School/ College/ University (in house)	2015	n/a

SPORTS FACILITY STRATEGY

FACILITY NAME	BUILDING NAME OR NUMBER	THOROUGHFARE	POST TOWN	POST CODE	FACILITY TYPE	FACILITY SUB TYPE	UNIT	NUMBER	ACCESS TYPE	OWNERSHIP TYPE	MANAGEMENT TYPE	YEAR BUILT	YEAR REFURBISHED
WEST HEATH SCHOOL		Ashgrove Road	Sevenoaks	TN13 1SR	Studio	Studio	Studios	0	Pay and Play	Independent School approved for SEN Pupils	School/ College/ University (in house)	n/a	n/a
WHITE OAK LEISURE CENTRE		Hilda May Avenue	Swanley	BR8 7BT	Health and Fitness Suite	Health and Fitness Suite	Stations	46	Pay and Play	Local Authority	Trust	1984	2004
WHITE OAK LEISURE CENTRE		Hilda May Avenue	Swanley	BR8 7BT	Studio	Studio	Studios	2	Pay and Play	Local Authority	Trust	1967	2004
WHITE OAK LEISURE CENTRE		Hilda May Avenue	Swanley	BR8 7BT	Health and Fitness Suite	Health and Fitness Suite	Stations	12	Pay and Play	Local Authority	Trust	2015	n/a

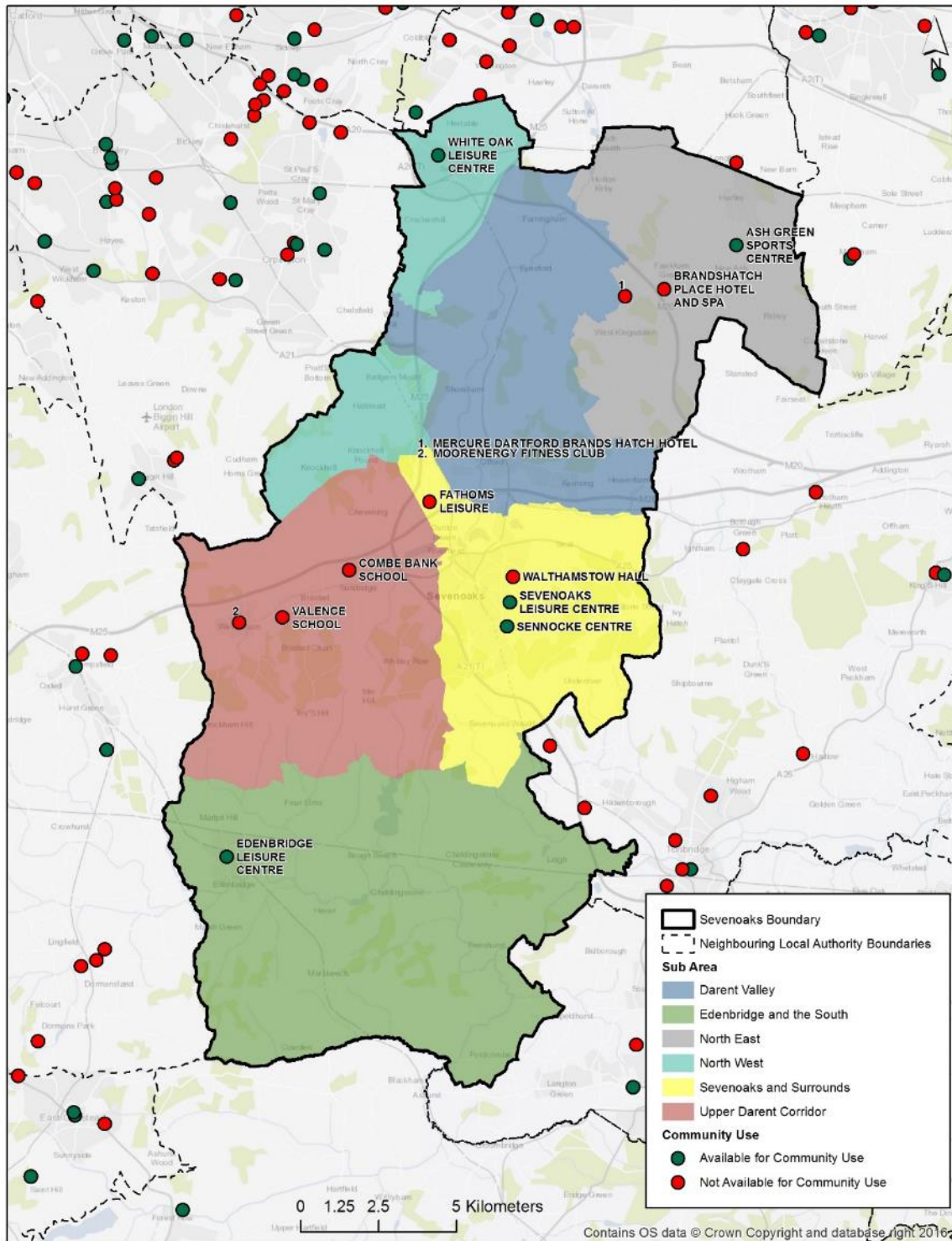
357

158 PAY AND PLAY

SPORTS FACILITY STRATEGY

4.180 Map 4.5 shows all fitness suite facilities in Sevenoaks District with community pay and play access.

Map 4.5: Fitness Facilities in Sevenoaks District with community pay and play access



Health and Fitness Suites by community use availability in Sevenoaks District and neighbouring Local Authorities



SPORTS FACILITY STRATEGY

- 4.181 The community pay and play accessible fitness suites are, in the main, operated by Sevenoaks District Council's operator (Sencio Community Leisure) at the local authority owned facilities (3 of the 13 facilities, 142 stations, 40% of community pay and play accessible supply).
- 4.182 In addition, there is pay and play community access at Ash Green Sports Centre (16 stations), and the Sennocke Centre (46 stations) by membership.
- 4.183 There are no fitness suites with 100 stations or more. The largest community accessible pay and play fitness site is that at Sevenoaks Leisure Centre, with 48 stations. White Oak Leisure Centre and the Sennocke Centre each have 46 stations (White Oak Leisure Centre also has an additional low impact - 12 stations). The average number of stations per commercial fitness suite is 24.8, significantly lower than the majority of commercial fitness chains, which would usually have an average of around 75+ stations. This is because there are no large chains operating in Sevenoaks District.
- 4.184 Commercially operated fitness suites require registered membership. Some indicate they provide pay and play access but in reality all operate pre-registered, pre-paid/DD membership schemes.
- 4.185 The commercial sector within the District comprises small, independent fitness suites as opposed to large commercial brands. The largest commercial fitness suite has 50 stations – Mercure Dartford Brands Hatch Hotel.
- 4.186 Analysis of the overall supply of fitness suites summarised in Table 4.23 highlights the following:

Table 4.23: Analysis of overall Fitness Suite Provision in Sevenoaks District

TOTAL FITNESS SUITES	13
TOTAL FITNESS STATIONS	354
COMMUNITY ACCESSIBLE FITNESS SUITES (All require some form of prior payment/membership Ownership Local Authority/ Sports Club /Community Organisation)	6
COMMUNITY ACCESSIBLE FITNESS STATIONS	204
COMMERCIAL SECTOR FITNESS SUITES	4
COMMERCIAL SECTOR FITNESS STATIONS	124
EDUCATION SECTOR FITNESS SUITES (PRIVATE USE)	3
EDUCATION SECTOR FITNESS STATIONS (PRIVATE USE)	25

Table 4.24: Summary of Fitness Suite Size

NUMBER OF FITNESS STATIONS	NO. FITNESS SUITES
----------------------------	--------------------

SPORTS FACILITY STRATEGY

150+	0
100 - 149	0
50 - 99	1
30-49	6
29 or less	6

4.187 The supply of community accessible fitness suites is summarised in Table 4.25

SPORTS FACILITY STRATEGY

Table 4.25: Pay and play Community Accessible Fitness Suites in Sevenoaks District

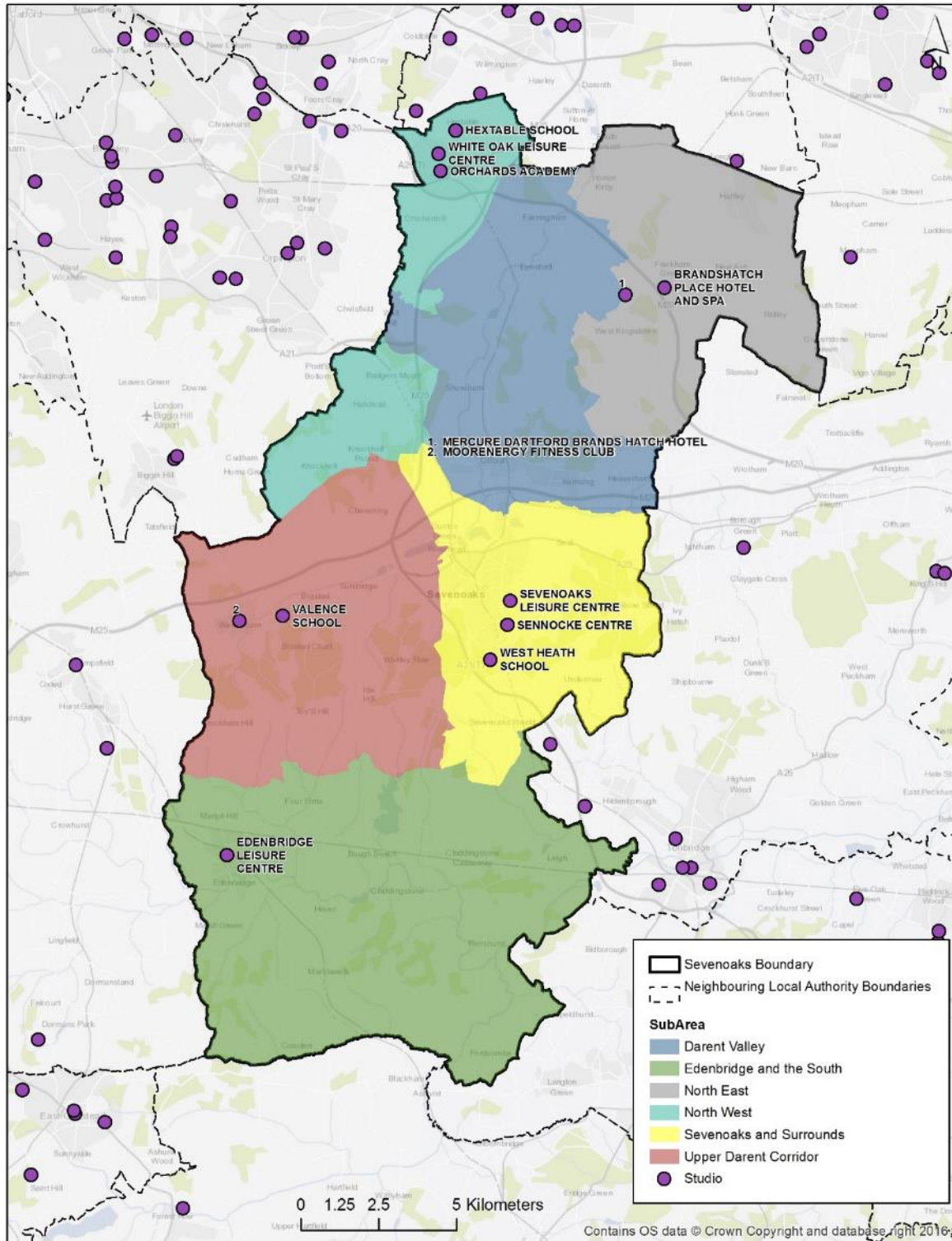
SITE NAME	BUILDING NAME OR NUMBER	THOROUGHFARE	POST TOWN	POST CODE	FACILITY TYPE	FACILITY SUB TYPE	UNIT	NUMBER	ACCESS TYPE	OWNERSHIP TYPE	MANAGEMENT TYPE	YEAR BUILT	YEAR REFURBISHED
ASH GREEN SPORTS CENTRE		Ash Road	Longfield	DA3 8JZ	Health and Fitness Suite	Health and Fitness Suite	Stations	16	Pay and Play	Local Authority	Local Authority (in house)	1981	2003
EDENBRIDGE LEISURE CENTRE		Stangrove Park	Edenbridge	TN8 5LU	Health and Fitness Suite	Health and Fitness Suite	Stations	36	Pay and Play	Local Authority	Trust	1986	2004
EDENBRIDGE LEISURE CENTRE		Stangrove Park	Edenbridge	TN8 5LU	Health and Fitness Suite	Studio	Studios	0	Pay and Play	Local Authority	Trust	2005	n/a
SENNOCKE CENTRE		High Street	Sevenoaks	TN13 1HU	Health and Fitness Suite	Studio	Stations	46	Sports Club / Community Association	Other Independent School	School/ College/ University (in house)	2005	n/a
SEVENOAKS LEISURE CENTRE		Buckhurst Lane	Sevenoaks	TN13 1LW	Health and Fitness Suite	Health and Fitness Suite	Stations	48	Pay and Play	Local Authority	Trust	2001	2008

SPORTS FACILITY STRATEGY

SITE NAME	BUILDING NAME OR NUMBER	THOROUGHFARE	POST TOWN	POST CODE	FACILITY TYPE	FACILITY SUB TYPE	UNIT	NUMBER	ACCESS TYPE	OWNERSHIP TYPE	MANAGEMENT TYPE	YEAR BUILT	YEAR REFURBISHED
WHITE OAK LEISURE CENTRE		Hilda May Avenue	Swanley	BR8 7BT		Health and Fitness Suite	Stations	12	Pay and Play	Local Authority	Trust	2015	n/a
WHITE OAK LEISURE CENTRE		Hilda May Avenue	Swanley	BR8 7BT	Health and Fitness Suite	Health and Fitness Suite	Stations	46	Pay and Play	Local Authority	Trust	1984	2004
								204	STATIONS				

4.188 Map 4.6 shows the community accessible dance studios in Sevenoaks District

Map 4.6: All Studios in Sevenoaks District



Studios in Sevenoaks District and neighbouring Local Authorities



SPORTS FACILITY STRATEGY

4.189 The community accessible studios are summarised in Table 4.26.

Table 4.26: Community Accessible Studios in Sevenoaks District

SITE NAME	BUILDING NAME OR NUMBER	THOROUGHFARE	POST TOWN	POST CODE	FACILITY TYPE	FACILITY SUB TYPE	UNIT	NUMBER	ACCESS TYPE	OWNERSHIP TYPE	MANAGEMENT TYPE	YEAR BUILT	YEAR REFURBISHED
EDENBRIDGE LEISURE CENTRE		Stangrove Park	Edenbridge	TN8 5LU	Studio	Studio	Studios	0	Pay and Play	Local Authority	Trust	2005	n/a
SENOCKE CENTRE		High Street	Sevenoaks	TN13 1HU	Studio	Studio	Studios	0	Sports Club/ Community Association	Other Independent School	School / College / University (in house)	2005	n/a
SEVENOAKS LEISURE CENTRE		Buckhurst Lane	Sevenoaks	TN13 1LW	Studio	Studio	Studios	0	Pay and Play	Local Authority	Trust	2001	2007
WHITE OAK LEISURE CENTRE		Hilda May Avenue	Swanley	BR8 7BT	Studio	Studio	Studios	2	Pay and Play	Local Authority	Trust	1967	2004

QUALITY – HEALTH AND FITNESS SUITES IN SEVENOAKS DISTRICT

- 4.190 Detailed quality assessments have been undertaken on all Sevenoaks District Council sports facilities in the District operated by Sencio Community Leisure, plus the main ones on education sites. These are provided in Appendix 2a – 2r and summarised in Table 4.3 above.
- 4.191 The quality of the community accessible pay and play health and fitness facilities is generally very good with significant recent investment in several facilities. The majority of facilities are on a par with the private sector. Most education-based fitness facilities are also very good quality.
- 4.192 The age of fitness facilities ranges from those built in late 1980's, to 2016 (Mercure Brands Hatch Dartford Hotel) and 2015 (White Oak Leisure Centre fitness Suite; Walthamstow Hall School fitness suite). Brands Hatch Place Hotel and Spa was refurbished in 2014, the Sennocke Centre in 2013, and Sevenoaks Leisure Centre in 2008. The commercial facilities tend to have been developed more recently, but many of the public and education-based have been refurbished within the last 10 years.

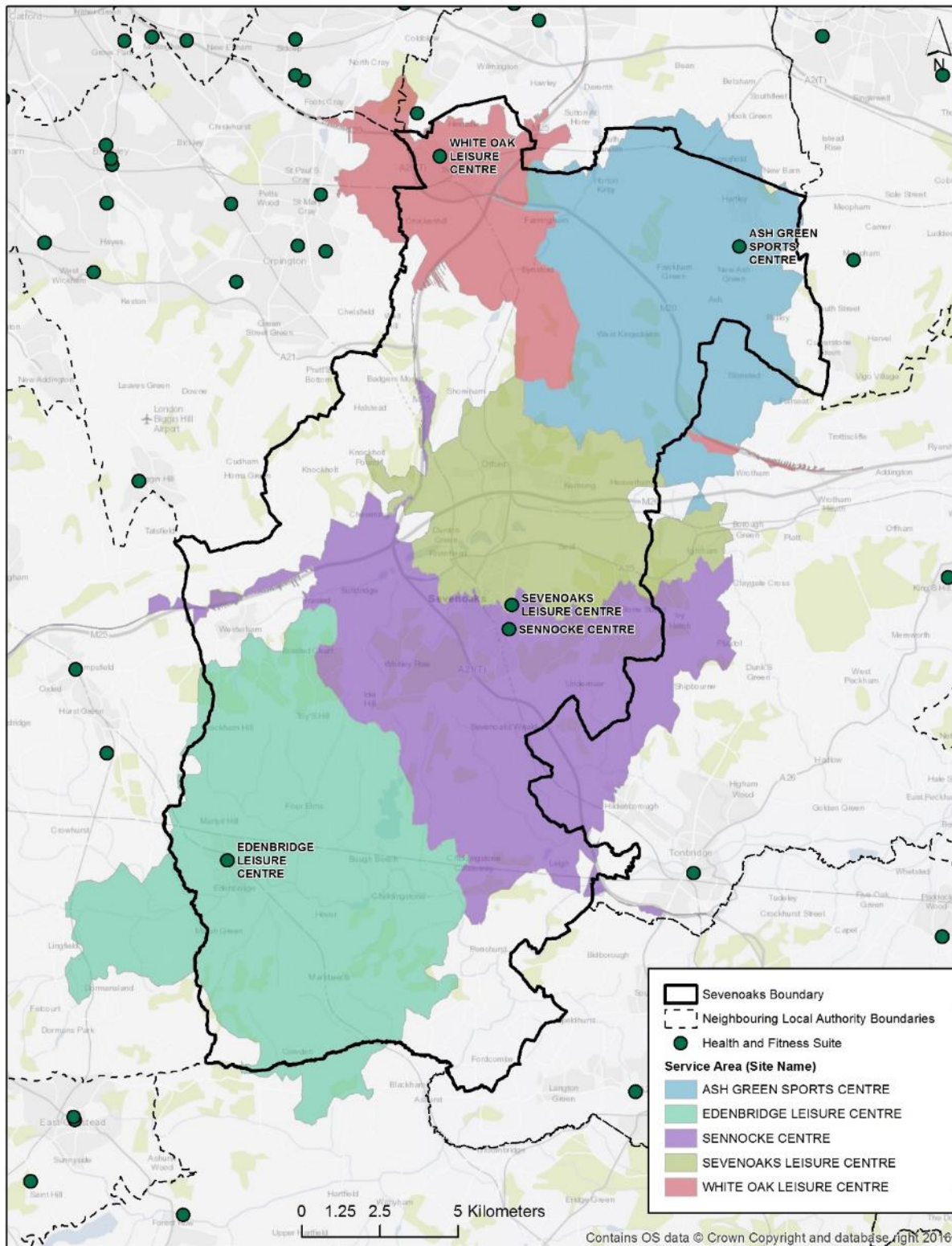
ACCESSIBILITY- HEALTH AND FITNESS SUITES IN SEVENOAKS DISTRICT

- 4.193 Map 4.7 illustrates that the majority of District residents are within 20 minute drivetime of a pay and play community accessible fitness suite, except for those in the North West, and the South East.
- 4.194 The pay and play community accessible fitness suite facilities are located across the District, but predominantly in the more urban areas, reflecting where population is most dense. These are complemented by commercial sector provision across the District.

AVAILABILITY – HEALTH AND FITNESS SUITES IN SEVENOAKS DISTRICT

- 4.195 Very little existing fitness suite provision in the District is through the commercial sector (five of the 13 existing facilities). There are also education-based facilities, only one of which offers any form of community use (Ash Green Sports Centre).
- 4.196 It is important to highlight that a least some of the existing commercial sector fitness suite provision in the District will be used by residents. This will, however, depend on affordability to a certain extent. Given the commercial provision is mostly small independent centres, the commercial provision does not present as much competition to the SDC facilities as would be the case if large commercial chains were operating in the District; smaller independent centres cannot offer the same economies of scale over membership fees etc. There are no budget gyms yet in the District.
- 4.197 This means there is significant opportunity for the SDC facilities to dominate the market and generate significant income. Given the under supply of community accessible fitness facilities, there is also opportunity to expand the current offer, predominantly at Sevenoaks Leisure Centre and as part of a re-developed White Oak Leisure Centre.

Map 4.7: Fitness Suites in Sevenoaks District – Pay and Play – Service Areas



Available for community use Health and Fitness Suite service areas (up to 20 minute drive time) in Sevenoaks District

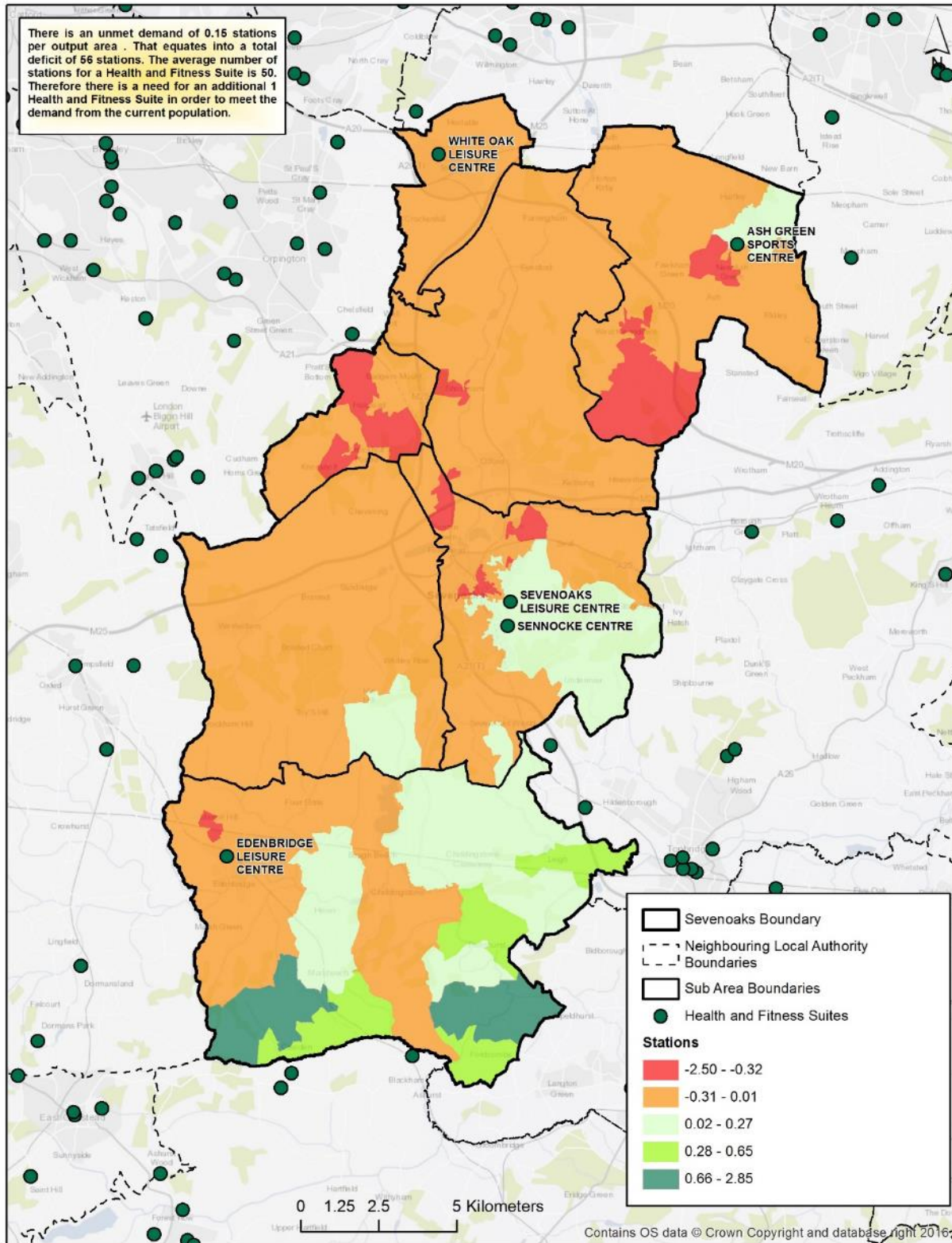


SUPPLY AND DEMAND ANALYSIS

- 4.198 Based on there being 204 pay and play community accessible fitness stations in the District, there is a current under-supply of 157 stations, given demand is for 361 fitness stations (See Appendix 9). Given that there is some commercial provision in the area and the fact that some provision is a similar cost to local authority facilities, there will be people using the commercial health and fitness facilities. Therefore, under-supply is likely to be less than 157 stations.
- 4.199 However, what this does highlight is that there is a need to ensure there is more pay and play community accessible and affordable fitness stations in the District. Currently, 46.2% of the existing provision is pay and play community accessible, with the rest being commercial provision. Three education sites are only available for private use.
- 4.200 Map 4.8 illustrates the supply and demand analysis for fitness stations in the District. Although this map is predicated on slightly different assumptions to those used in Appendices 9 and 10 (these use the 15+ population of the District), essentially the same picture emerges i.e. there is unmet demand for fitness provision across the District. The dark red areas are those with highest unmet demand i.e. in the north of the central area around Sevenoaks Town, but predominantly in the north west and north east areas of the District. This represents a significant opportunity for SDC provision, particularly in relation to the re-development of White Oak Leisure Centre and in terms of extending the fitness provision at Sevenoaks Leisure Centre, (which is already very busy); although there are fitness suites in surrounding areas, provision in Sevenoaks District is more accessible.

SPORTS FACILITY STRATEGY

Map 4.8: Health and Fitness Suite Facilities Sevenoaks District - Supply and Demand Analysis



Health and Fitness Suites latent demand in stations per output area in Sevenoaks District



- 4.201 Future demand for pay and play community accessible fitness stations is calculated at 423 fitness stations, based on increased demand as a result of population growth. Based on current provision of 204 pay and play community accessible fitness stations, this means there would be an under-supply of 219 stations by 2035, assuming no new facilities are opened, and no facilities close (See Appendix 10).
- 4.202 Given the identified unmet demand, there is potential to look at addressing this in a number of ways. These are further explored in Section 6, but could include:
- **Providing a larger fitness suite at a re-developed White Oak Leisure Centre. Operationally, additional revenue generation from fitness would help to cover the higher costs of operating swimming pools**
 - **Extending the existing fitness suite at Sevenoaks Leisure Centre, which is already very busy. This would provide the opportunity to provide equipment aimed at older people who use the facilities a lot in the daytime, as well as younger people who tend to use the fitness facilities more in the early mornings and evenings**
 - **Provision of green gyms, sited in locations which can be easily accessed/where there is e.g. already an informal indoor space or existing children's play equipment (clearly use of green gyms is weather dependent so is not a total solution to unmet demand for fitness provision)**
 - **Providing fitness equipment (circa 5-6 stations) in community centre halls to provide more local participative opportunities, particularly in the more deprived, and/or rural communities, to address issues of accessibility. Users would need to undergo an induction, as with any fitness facilities, but could then use provision at a very local level. This could also help to address accessibility due to relatively low levels of car ownership.**

STUDIOS

QUANTITY - STUDIOS IN SEVENOAKS DISTRICT

- 4.203 There are 11 studios in the District. The majority are provided as part of a health and fitness offer within facilities. Studios provide a space in which a range of aerobic, fitness and dance classes, plus activities such as yoga and Pilates, can take place as well as martial arts, and boxing. Although requiring some specialist equipment for martial arts and boxing, it is also possible to do a form of these activities in an informal space such as a community hall. Informal halls can also accommodate a range of fitness and dance classes, often run by dance schools.
- 4.204 Many village and community hall facilities are used by dance schools and the smaller halls often available on education sites have significant potential to be used for fitness classes.
- 4.205 Map 4.5 shows studios as part of the overall health and fitness offer in Sevenoaks District. Map 4.6 shows the locations of individual community accessible pay and play studios.
- 4.206 Of the 11 studios in the District, six are provided by commercial operators, five are on education sites (two private use only), and eight are accessible for pay and play community use.
- 4.207 The overall supply of studios is summarised in Table 4.22.
- 4.208 Pay and play community accessible studios are highlighted in orange and bold font in Table 4.26.
- 4.209 Only two of the 11 studios on education sites are available for pay and play community use. The rest provide for sports clubs/associations/private use.
- 4.210 33% of all studios are provided by commercial operators as part of an overall fitness offer; these providers are the same as those operating commercial fitness suites.

4.211 The analysis of the overall studio supply in Sevenoaks District is as follows:

Table 4.27: Analysis of overall Studio Supply – Sevenoaks District

TOTAL STUDIOS	11
COMMUNITY ACCESSIBLE STUDIOS	5 (2 at White Oak Leisure Centre)
COMMERCIAL SECTOR STUDIOS	3
EDUCATION SECTOR STUDIOS (3 of which are not available for pay and play community use)	5

QUALITY - STUDIOS IN SEVENOAKS DISTRICT

- 4.212 Detailed quality assessments have been undertaken on all Sevenoaks District Council sports facilities in the District. These are provided in Appendix 2a - 2r and summarised in Table 4.3 above.
- 4.213 The quality of studios is generally very good with significant recent investment in a number of facilities. Existing studio facilities at White Oak Leisure Centre would benefit from investment.

ACCESSIBILITY - STUDIOS IN SEVENOAKS DISTRICT

- 4.214 Health and fitness facilities are located across the District in areas of highest population, given that the majority of potential users will be resident in these areas. Most studios are part of an overall fitness offer, although there are some stand-alone facilities on education sites. There are fewer facilities in the north of the District.

AVAILABILITY - STUDIOS IN SEVENOAKS DISTRICT

- 4.215 A comprehensive programme of fitness classes, and other sporting activities is offered at the major sites at Edenbridge Leisure Centre, Sevenoaks Leisure Centre, the Sennocke Centre and White Oak Leisure Centre.
- 4.216 The majority of District residents are within 20-minute drive-time of a pay and play community accessible studio and therefore a programme of activities. The exceptions are the north west and north east of the District.

SUPPLY AND DEMAND ANALYSIS

- 4.217 There is no specific methodology for assessing supply and demand for studio provision. However, given there is some unmet demand for fitness stations (See Map 4.8 and paragraphs 4.207 - 4.211), there is also likely to be unmet demand for studios and the range of activities which these can accommodate.
- 4.218 It is clear there is available provision of studios, but many on education sites are not available for pay and play community use and the commercial facilities require membership.
- 4.219 There is clearly an opportunity to increase access to halls which currently provide for use by sports clubs/associations since they are open, just not for pay and play community use.
- 4.220 Where possible, given the extent to which they are already used (reference consultation with parish and town councils), increasing access to, and using more capacity in community halls, could also help to address any unmet demand for studio space for a range of activities, including dance, fitness and aerobic classes, martial arts etc.

CONSULTATION

SCHOOLS AND PARISH COUNCILS

- 4.221 Consultation undertaken with schools and parish councils did not identify any specific needs for/comments on fitness suites/studios. Consultees did stress how well-used existing community halls are for the activities, particularly dance, yoga and Pilates, requiring small hall space.
- 4.222 The increased participation in dance and dance-related activity in schools and for young people, particularly girls, out of school is likely to be contributing to increased demand for studio type space.

NGB CONSULTATION

4.223 Consultation with relevant NGBs identified the following:

Table 4.28: Summary of NGB Responses – Studio/Small Hall Space

NATIONAL GOVERNING BODY	CURRENT FOCUS/PRIORITIES	FUTURE FOCUS/PRIORITIES
ABA - BOXING	<p>Boxing has grown in popularity since 2011 with 50,000 + more people active through boxing / boxing programmes. There are many more women and girls now taking part.</p> <p>Sevenoaks District is not a priority for boxing although the County of Kent is.</p> <p>Key clubs in the area are Sevenoaks ABC and Kemsing ABC.</p>	<p>New club to open in 2017 at West Kingsdown (WK ABC) located in the village hall complex.</p> <p>Emerging innovations around using boxing as a tool to tackle crime and ASB and tackle issues surrounding social cohesion.</p>
BRITISH TAEKWONDO	<p>Taekwondo is an instructor driven entrepreneurial sport. School and village halls and sports centre are typical venues.</p>	<p>Facility development is not a priority for BT.</p>

4.224 Based on the above, there is clearly a need to continue to ensure that boxing and martial arts clubs in the District have access to appropriate and good quality facilities, appropriate for the sport and its future development in the District, whether these are in village/community halls or formal sports centres.

SPORTS CLUB CONSULTATION

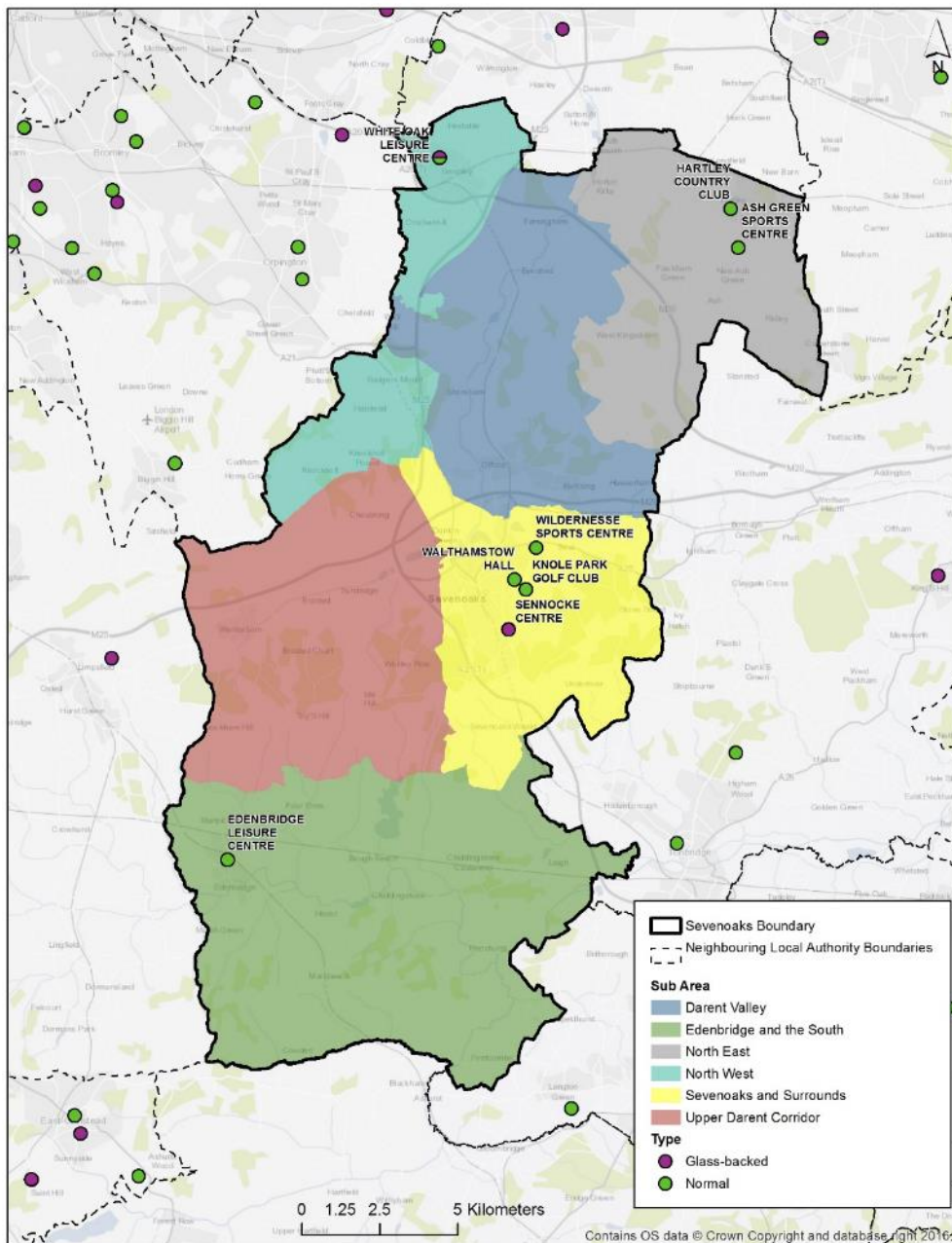
4.225 Consultation was also undertaken at local level with local sports clubs who were asked their views on the current facilities they use, whether they are likely to increase their membership in the future, and what the main issues are for them in terms of facilities in Sevenoaks District. Only aquatic clubs responded to the survey, as detailed earlier in Section 4 (see paragraph 4.114).

SQUASH

QUANTITY - SQUASH COURTS IN SEVENOAKS DISTRICT

- 4.226 There are 17 squash courts (8 facilities) in Sevenoaks District. Of these 17 courts, 4 are glass back courts (2 facilities – White Oak Leisure Centre (1) and the Sennocke Centre (3)). These courts are shown on Map 4.9.

Map 4.9: Squash Courts in Sevenoaks District



Squash Courts by type in Sevenoaks District and neighbouring Local Authorities



SPORTS FACILITY STRATEGY

4.227 The overall supply of squash courts is summarised in Table 4.29. Glass-back courts are highlighted in bold. Community accessible courts are highlighted in orange.

Table 4.29: Squash Courts in Sevenoaks District

SITE NAME	THOROUGHFARE	POST TOWN	POST CODE	FACILITY TYPE	FACILITY SUB TYPE	UNIT	NUMBER	ACCESS TYPE	OWNERSHIP TYPE	MANAGEMENT TYPE	YEAR BUILT	YEAR REFURBISHED
ASH GREEN SPORTS CENTRE	Ash Road	Longfield	DA3 8JZ	Squash Courts	Normal	Courts	1	Pay and Play	Local Authority	Local Authority (in house)	1981	2003
EDENBRIDGE LEISURE CENTRE	Stangrove Park	Edenbridge	TN8 5LU	Squash Courts	Normal	Courts	1	Pay and Play	Local Authority	Trust	1986	2005
HARTLEY COUNTRY CLUB	Culvey Close	Longfield	DA3 8BS	Squash Courts	Normal	Courts	3	Sports Club / Community Association	Sports Club	Sport Club	1981	2008
KNOLE PARK GOLF CLUB	Seal Hollow Road	Sevenoaks	TN15 0HJ	Squash Courts	Normal	Courts	2	Pay and Play	Commercial	Sport Club	1991	2015
SENNOCKE CENTRE	High Street	Sevenoaks	TN13 1HU	Squash Courts	Glass-backed	Courts	3	Sports Club / Community Association	Other Independent School	School/ College/ University (in house)	2005	2013

SPORTS FACILITY STRATEGY

SITE NAME	THOROUGHFARE	POST TOWN	POST CODE	FACILITY TYPE	FACILITY SUB TYPE	UNIT	NUMBER	ACCESS TYPE	OWNERSHIP TYPE	MANAGEMENT TYPE	YEAR BUILT	YEAR REFURBISHED
WALTHAMSTOW HALL	Holly Bush Lane	Sevenoaks	TN13 3UL	Squash Courts	Normal	Courts	1	Sports Club / Community Association	Other Independent School	School/ College/ University (in house)	1995	2009
WHITE OAK LEISURE CENTRE	Hilda May Avenue	Swanley	BR8 7BT	Squash Courts	Normal	Courts	2	Pay and Play	Local Authority	Trust	1967	2005
WHITE OAK LEISURE CENTRE	Hilda May Avenue	Swanley	BR8 7BT	Squash Courts	Glass-backed	Courts	1	Pay and Play	Local Authority	Trust	1967	2005
WILDERNESSE SPORTS CENTRE	Seal Hollow Road	Sevenoaks	TN13 3SN	Squash Courts	Normal	Courts	3	Pay and Play	Foundation School	Trust	1974	n/a

17

QUALITY - SQUASH COURTS IN SEVENOAKS DISTRICT

- 4.228 Detailed quality assessments have been undertaken on a range of Sevenoaks sports facilities in the District, including those operated by Sencio Community Leisure. These are provided in Appendix 2a-2r and are summarised in Table 4.3 above.
- 4.229 The quality of existing squash courts is generally of a reasonable to good standard. However, all courts are now ageing. The majority of courts were built in the late 1980's – 1990's, so are now nearing 40 years of age, and are showing signs of wear and tear. The newest courts are those at Knole Park Golf Club, refurbished in 2015, and those refurbished at the Sennocke Centre in 2013.
- 4.230 The squash courts at White Oak Leisure Centre and the one at Edenbridge Leisure Centre are in need of investment, as last refurbished in 2005, 12 years ago.

ACCESSIBILITY - SQUASH COURTS IN SEVENOAKS DISTRICT

- 4.231 Geographical distribution of squash courts is summarised in Map 4.9. This illustrates that most the existing squash courts are in and around the main areas of population in the District and in the Hartley area, co-located with golf. There are no courts in the north west or south east of the District. There are some courts in neighbouring local authorities adjoining these areas.

AVAILABILITY - SQUASH COURTS IN SEVENOAKS DISTRICT

- 4.232 There are eight pay and play community accessible squash courts (four facilities). There are five commercially operated squash courts (two facilities), and four courts on education sites (Walthamstow Hall School (1), and Wildernesse Sports Centre (3)), and are pay and play community accessible.
- 4.233 The only pay and play community accessible glass-back courts are at the Sennocke Centre (3) and White Oak Leisure Centre (1)

CONSULTATION

SCHOOLS AND PARISH COUNCILS

4.234 Consultation undertaken with schools and parish councils did not identify any specific needs for/comments on squash courts.

NGB CONSULTATION

4.235 England Squash and Racketball consultation feedback is summarised in Table 4.30:

Table 4.30: NGB Consultation

NATIONAL GOVERNING BODY	CURRENT FOCUS/PRIORITIES	FUTURE FOCUS/PRIORITIES
ENGLAND SQUASH AND RACKETBALL	<p>Squash is growing in participation in Kent. Sevenoaks District has 8 squash court sites (17 courts), sufficient to meet current demand.</p> <p>None of the facilities have more than 3 courts and therefore cannot be used for ES sanctioned events.</p>	England Squash is undertaking strategic research to identify the best facilities in England and looking at programming and protection of squash courts to ensure a long-term future for the sport.

SPORTS CLUB CONSULTATION

4.236 A questionnaire was sent to known indoor sports clubs in the District. A total of nine responses were received from clubs. No responses were received from squash clubs.

CURRENT DEMAND

4.237 There is no specific methodology for assessing the current and future need for squash courts. Overall participation in squash is increasing at national level, based on Active People survey data. England Squash and Racketball identify that participation is growing in the District, but based on current levels of provision, there is sufficient provision to meet demand.

- 4.238 Feedback from England Squash and Racketball identifies that it is not possible to host England Squash and Racketball competitions in the District because four courts are needed in one venue. There are four pay and play venues in the District; the NGB supports retention of all existing courts as a minimum.
- 4.239 Competitive squash is predominantly now played in clubs, from a club facility. Although there are no specific club facilities, clubs are based from the existing facilities in the District.

FUTURE DEMAND

- 4.240 No demand has been identified for additional squash courts by local clubs. Squash participation is growing in the District, and the NGB is keen that existing courts are retained and protected to facilitate further growth in participation.
- 4.241 Generally, squash is becoming more of a club-based activity in the UK, as local authority courts close, and there is investment in larger club facilities, capable of hosting competitive events, and providing dedicated facilities for both coaching and team participation. However, there are no stand-alone squash clubs in Sevenoaks District.
- 4.242 Given the location of some existing squash courts in community accessible facilities and the fact they are the type of facility which tends to be most used in the evenings and weekends, there is potential to partner with clubs and operators to use these spaces for other day time activities (as long as the court surfaces are protected). This could generate additional income for squash court providers, and create new opportunities for physical activity e.g. racketball, circuit classes, high intensity training, yoga/mat Pilates etc.

INDOOR BOWLS

QUANTITY - INDOOR BOWLS IN SEVENOAKS DISTRICT

- 4.243 There are two indoor bowling facilities in the District.
- 4.244 Sevenoaks Indoor Bowls Club is a club operated facility, based in Sevenoaks Town. It has eight rinks.
- 4.245 White Oak Indoor Bowls Club is based in Swanley, adjacent to White Oak Leisure Centre, although it is a stand-alone building. It has eight rinks.
- 4.246 Both facilities are operated by clubs, but do provide for some pay and play access.

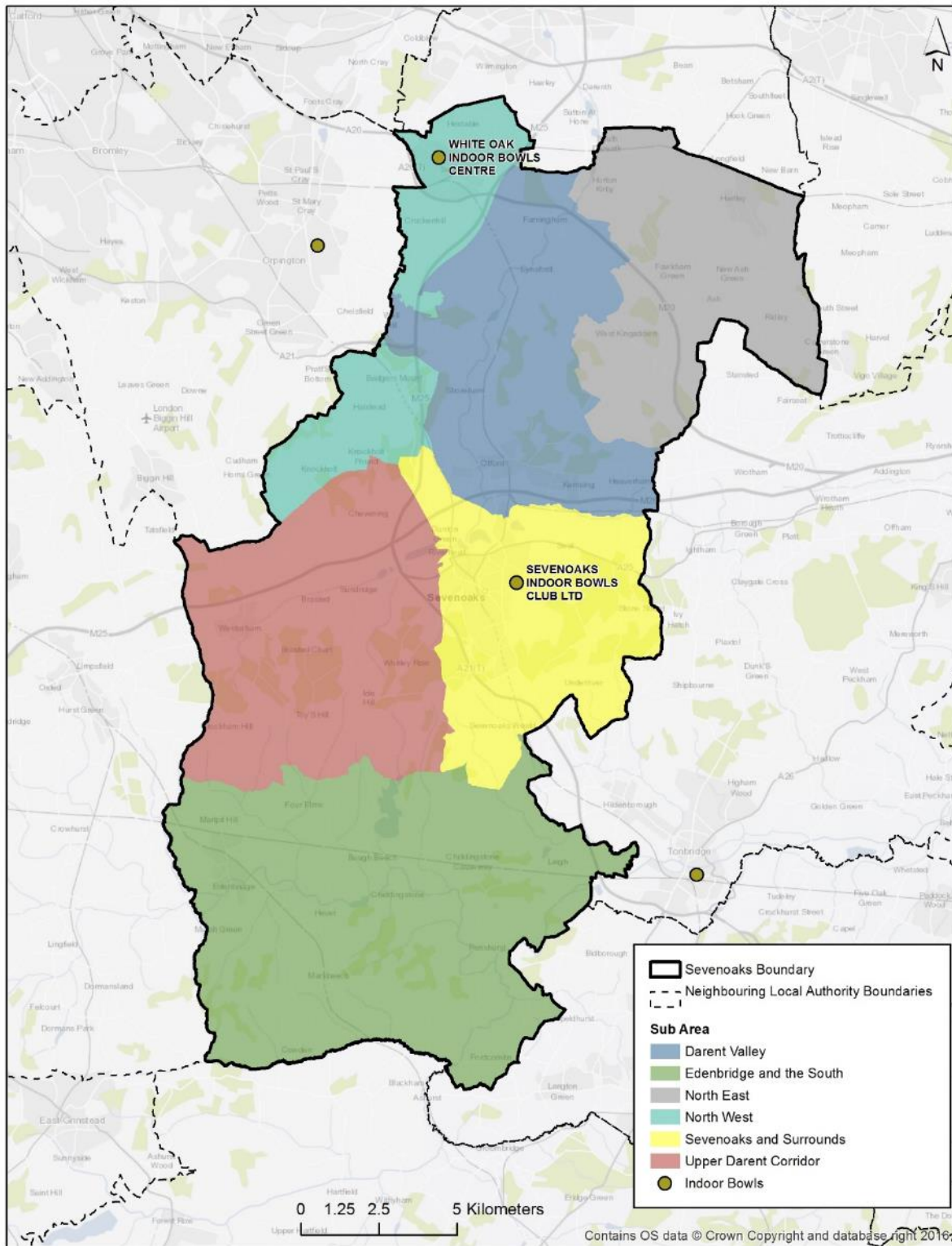
QUALITY- INDOOR BOWLS IN SEVENOAKS DISTRICT

- 4.247 Both the indoor bowling facilities were built in the early 1990's. However, Sevenoaks Indoor Bowls Club was refurbished in 2014 and White Oak Indoor Bowling Centre in 2013.
- 4.248 Both facilities are of very good quality and provide a valuable resource for local people, many of whom are elderly, to meet, socialise and participate in bowling, which keeps them active.

ACCESSIBILITY - INDOOR BOWLS IN SEVENOAKS DISTRICT

- 4.249 Map 4.10 shows the location of the indoor bowls facilities in Sevenoaks District. Other nearest indoor bowls facilities are at Orpington and Tonbridge, which are too far to access without a car.

Map 4.10: Indoor Bowls Facility, Sevenoaks District



Indoor Bowls in Sevenoaks District and neighbouring Local Authorities



AVAILABILITY - INDOOR BOWLS IN SEVENOAKS DISTRICT

4.250 The indoor bowls rinks are available for pay and play bookings as well as league and club use.

CONSULTATION

SCHOOLS AND PARISH COUNCILS

4.251 Consultation feedback from schools and parish councils did not identify any specific issues regarding indoor bowls facilities, other than parish councils highlighting that short mat bowls is played in several village/community halls in the District.

SUMMARY OF SPORTS CLUB VIEWS

4.252 A questionnaire was sent to known indoor sports clubs in Sevenoaks District. A total of nine responses were received from clubs. No responses were received from any indoor bowling clubs, so this was followed up and bowls clubs were contacted personally, with visits undertaken to both facilities (See Appendices 2d and 2l).

4.253 In summary, consultation identified:

Table 4.32 Summary of Consultation with Bowls Clubs

	SEVENOAKS INDOOR BOWLS CLUB	WHITE OAK INDOOR BOWLS CLUB
WHAT INDOOR FACILITIES ARE AVAILABLE	8 bowls rinks, bar, lounge	8 bowls rinks 2 short mat rinks, restaurant, bar, lounge area
IS THERE SPORT CLUB USE	A bowls club is based from the facility	A bowls club is based from the facility
IS THERE PUBLIC USE	Yes	Yes
DO THE FACILITIES HAVE CAPACITY FOR MORE USE	Yes	Yes
DO YOU WANT TO INCREASE THE USE	Yes	Yes
DO YOU HAVE PAY AND PLAY COMMUNITY USE	Yes	Yes

NGB CONSULTATION

4.254 A summary of the NGB feedback is set out in Table 4.33.

Table 4.33: NGB Consultation

NATIONAL GOVERNING BODY	CURRENT FOCUS/PRIORITIES	FUTURE FOCUS/PRIORITIES
EIBA – ENGLISH INDOOR BOWLS ASSOCIATION	Indoor bowls has seen a decline in popularity and participation. Some venues have been forced to close. Key facilities Sevenoaks IBC (8 rinks) and White Oak IBC (8 rinks), short mat and indoor curling.	Bowls priority, both indoor and outdoor formats is to increase participation particularly amongst those aged 55+ and those with a disability.

SUPPLY AND DEMAND ANALYSIS

CURRENT DEMAND

- 4.255 Sevenoaks District has an ageing population. This is set to continue in the period to 2035.
- 4.256 Although bowls is not just played by older people, they do make up a significant element of the participation base. Bowls is a great physical activity and sport, and an opportunity for social inter-action.
- 4.257 It is therefore an important activity to maintain, and indeed develop, in the District, both for its health benefits, but for those living in the rural areas, particularly on their own. It can also help to address social isolation.
- 4.258 Currently there would appear to be sufficient indoor bowls provision, to meet demand.

FUTURE DEMAND

- 4.259 By 2035, the number of people aged 65+ in the District will have increased more than the growth in younger people. There is a need to ensure that older people can stay physically active as long as possible for health benefits, so provision of activities such as indoor bowling have an important role to play in the overall physical activity offer in the local area.
- 4.260 The growth in the number of older people is likely to increase demand for participation in activities like bowls, both for purposes of physical activity, but also socialisation.
- 4.261 Based on the population growth to 2035 (18,000), there will be a need to provide for an additional 1,146 vpvpp for participation in indoor bowling. This equates to 0.89 rinks. There is therefore a need to retain provision of indoor bowling facilities in the District.
- 4.262 The current extent of indoor bowling facilities i.e. 16 rinks should be maintained as a minimum, as EIBA identifies it is a priority to increase participation, as do the clubs, particularly amongst the elderly and those with a disability.

INDOOR TENNIS

QUANTITY - INDOOR TENNIS IN SEVENOAKS DISTRICT

4.263 There is one indoor tennis facility in the District, with three courts, at the Sennocke Centre, Sevenoaks.

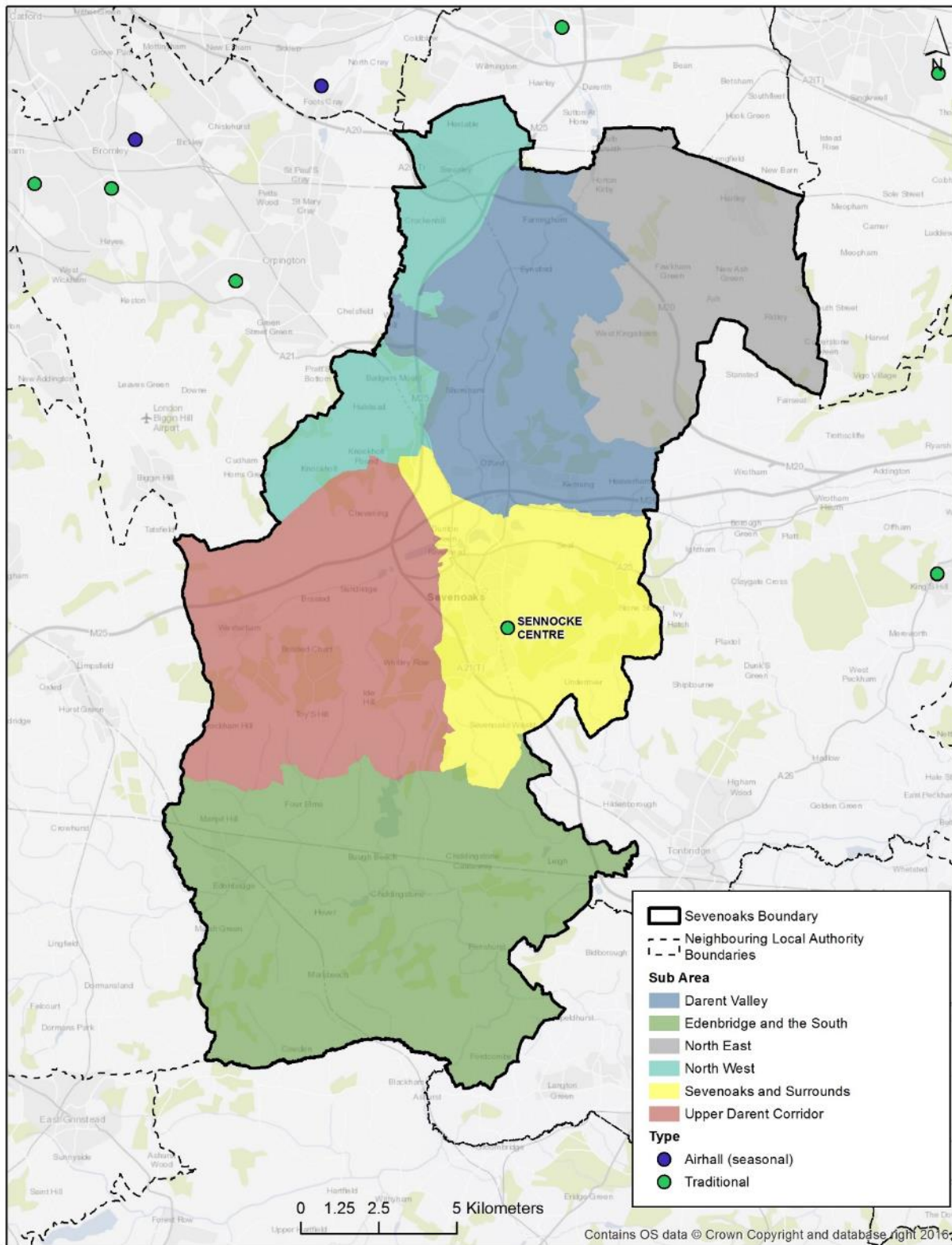
QUALITY- INDOOR TENNIS IN SEVENOAKS DISTRICT

4.264 The indoor tennis facilities are in good condition. The Sennocke Centre courts were built in 1984 and refurbished in 2005.

ACCESSIBILITY - INDOOR TENNIS IN SEVENOAKS DISTRICT

4.265 Map 4.11 shows the location of the indoor tennis facilities in Sevenoaks District and Neighboring authorities.

Map 4.11: Indoor Tennis Facilities, Sevenoaks District



Indoor Tennis Centres by type in Sevenoaks District and neighbouring Local Authorities



ACCESSIBILITY - INDOOR TENNIS IN SEVENOAKS DISTRICT

- 4.266 The indoor tennis facility is available for pay and play bookings as well as lessons, coaching, league and club use.

AVAILABILITY - INDOOR TENNIS IN SEVENOAKS DISTRICT

- 4.267 The indoor tennis facilities provide community accessible pay and play access. The other closest indoor tennis courts are at Orpington and Kings Hill.
- 4.268 There is a proposal for additional indoor tennis courts at the new Sevenoaks Grammar School (Weald of Kent Grammar School, on the site of the former Wildernesse School, and from where the Wildernesse Sports Centre still operates).

CONSULTATION

SCHOOLS AND PARISH COUNCILS

- 4.269 Consultation feedback from schools and parish councils did not identify any specific issues regarding indoor tennis provision.

SUMMARY OF SPORTS CLUB VIEWS

- 4.270 Consultation was also undertaken at local level with local sports clubs who were asked their views on the current facilities they use, whether they are likely to increase their membership in the future, and what the main issues are for them in terms of facilities in Sevenoaks District. Detailed feedback is included at Appendix 4.
- 4.271 A questionnaire was sent to identified indoor sports clubs in Sevenoaks District. A total of nine responses were received from clubs. No responses were received from any indoor or indeed, outdoor, tennis clubs. Feedback was received from the Tennis Academy.

NGB CONSULTATION

4.272 A summary of the NGB feedback is set out in Table 4.34.

Table 4.34: NGB Consultation

NATIONAL GOVERNING BODY	CURRENT FOCUS/PRIORITIES	FUTURE FOCUS/PRIORITIES
LAWN TENNIS ASSOCIATION	<p>Participation in tennis has been declining for several years and now seems to be flat lining.</p> <p>British Tennis is piloting some canopy and LED lighting systems as a way of providing low cost indoor facilities to boost year-round- participation and looking at new access system for park courts.</p>	<p>Possible new tennis development at Weald of Kent School. Decision in September 2017.</p> <ul style="list-style-type: none"> • million people play tennis at least once per year • 35% of these play once a month • Aim is to increase this participation to 3 times per week • An investment of £250m to be made over the next 10 years. invested mainly for new Indoor Tennis Courts, Floodlighting, clubhouses etc. at existing facilities • 33% of all tennis is played in parks • 28% in commercial centres (David Lloyd) • 19% at existing clubs • 20% in education providers (schools, universities etc.) • 23,000 tennis courts in UK which is a good number approximately 200 tennis players per court • Most local authority courts though are in long term decline and crumbling • Only 7% of the courts are covered but 40% of these are at commercial clubs e.g. David Lloyd therefore are not open to general public use. • France has 25% of their courts Indoor • The Netherlands has 22% indoor tennis courts • There are more indoor tennis courts in Paris than in the whole of the UK

NATIONAL GOVERNING BODY	CURRENT FOCUS/PRIORITIES	FUTURE FOCUS/PRIORITIES

SUPPLY AND DEMAND ANALYSIS

CURRENT DEMAND

- 4.273 There is demand in the area for tennis, which is why the existing facility is operationally sustainable. The Sennocke Centre is, however, only available for members' use. Some users also come from outside the District to use the facilities. The 2006 Sevenoaks Indoor Sports Facility Strategy identified a need for indoor tennis courts in the District. In 2013, the LTA welcomed the development proposals put forward from the private sector to develop a new 10 court indoor centre of excellence. At this time, the LTA said there was a surplus of demand over outdoor court supply. The 2006 report concluded that, as there were no publicly available indoor tennis courts in the District, it should be a long term priority of the Council to make such facilities available.
- 4.274 For a very successful tennis area, the District is lacking sufficient indoor tennis court provision. The Tennis Academy alone, based in Sevenoaks, teaches over 1,000 people per week and is totally reliant on outdoor tennis courts.
- 4.275 The only outdoor tennis courts in reasonable condition open to the general public is the six courts at Hollybush Recreation Ground in Sevenoaks. This site potentially has space for indoor tennis courts with adequate parking and all necessary amenities on site.
- 4.276 Sevenoaks District Council currently has a lower level of indoor court provision than any of its neighbouring local authorities.

FUTURE DEMAND

- 4.277 There is no specific methodology for assessing future demand for indoor tennis facilities. The LTA has not identified the need for any additional courts given the existing level of provision in the District. Their focus is more about increasing participation, and in facilitating increased use of outdoor courts in inclement weather, by covering them, to increase year-round opportunities for participation on existing facilities.
- 4.278 No clubs have identified the need for additional indoor tennis facilities in the District.

GYMNASTICS AND TRAMPOLINING

4.279 Gymnastics is a very active sport in the District, with several clubs, some of which also incorporate trampolining. Clubs include:

- 7oaks Acorns Trampoline Club
- Lightning School of Gymnastics
- Sevenoaks Gymnastics Club
- Extension Gymnastics Club
- **White Oak Gymnastic Club**
- **Vertical Velocity Trampoline Club**

4.280 7oaks Acorns Trampoline club is based from both Sevenoaks Leisure Centre and Tunbridge Wells Leisure Centre. Lightening Gymnastics Club, formed in 2012, is based from Walthamstow Hall School. Sevenoaks Gymnastics Club is based at Radnor House (formerly Combe Bank School). White Oak Gymnastics club is based out of White Oak Leisure Centre.

QUANTITY - GYMNASTICS AND TRAMPOLINING FACILITIES IN SEVENOAKS DISTRICT

4.281 There are no purpose-built gymnastics or trampolining facilities in the District; clubs use a number of different halls and venues.

QUALITY - GYMNASTICS AND TRAMPOLINING FACILITIES IN SEVENOAKS DISTRICT

4.282 Sports halls and other halls used as venues, vary in quality (see Table 4.3).

ACCESSIBILITY AND AVAILABILITY - GYMNASTICS AND TRAMPOLINING FACILITIES IN SEVENOAKS DISTRICT

4.283 Given there are no existing purpose-built gymnastics and trampolining facilities in the District, clubs have to hire halls around the area, impacting on their ability to grow and take on new members.

4.284 British Gymnastics and Trampolining highlight that:

‘There is limited provision of access to facilities within the Sevenoaks District area with all clubs having waiting lists restricting access to gymnastic activities due to the lack of time within both dedicated and non-dedicated facilities’.

CONSULTATION

SCHOOLS AND PARISH COUNCILS

- 4.285 Consultation with schools and parish councils did not raise any specific issues concerning gymnastics facilities. However, trampolining was identified by Edenbridge Town Council, via the Edenbridge Youth Forum, as the top activity in which local young people want to participate.

NGB CONSULTATION

- 4.286 Consultation feedback from British Gymnastics is summarised in Table 4.35:

Table 4.35: NGB Consultation

NATIONAL GOVERNING BODY	CURRENT FOCUS/PRIORITIES	FUTURE FOCUS/PRIORITIES
BRITISH GYMNASTICS	<p>Participation in gymnastics is increasing rapidly. Growth of British Gymnastics membership (nationally) has grown 12% each year since 2012 and 14% in the year 2014-2015.</p> <p>There has been a notable increase in the number of teenagers and adults (11-25 year olds) taking part in gymnastics regularly due to the increased opportunities and suitable activities available within clubs.</p> <p>The Sports & Recreation Alliance 2013 Sports Club Survey (national) showed most Gymnastics Clubs have a waiting list of up to 100, with many clubs anecdotally reporting waiting lists into several hundreds.</p> <p>A key part of BG's strategy to increase participation is to support clubs moving into their own dedicated facility, offering more time and space for classes.</p>	<p>There are currently no dedicated facilities within the Sevenoaks area; however, several clubs are currently investigating the feasibility of a specialist facility:</p> <ul style="list-style-type: none"> • Toaks Acorns Trampoline Club • Lightning School of Gymnastics • Sevenoaks Gymnastics Club • Extension Gymnastics Club • Kent College Gymnastic Academy • Vertical Velocity Trampoline Club <p>Meeting demand through the development of new sustainable facilities is a priority.</p>

SPORTS FACILITY STRATEGY

NATIONAL GOVERNING BODY	CURRENT FOCUS/PRIORITIES	FUTURE FOCUS/PRIORITIES
	<p>There is a definite trend for gymnastics clubs to move into their own dedicated facilities. Approx. 40 clubs moved into their own spaces last year and BG expects this trend to continue and an increased number of clubs to move their activities to dedicated spaces/facilities.</p> <p>There is limited provision of access to facilities within the Sevenoaks District area with all clubs having waiting lists restricting access to gymnastic activities due to the lack of time within both dedicated and non-dedicated facilities.</p>	

CONSULTATION WITH LOCAL SPORTS CLUBS

- 4.287 A questionnaire was sent to known indoor sports clubs in Sevenoaks District. A total of nine responses were received from clubs. No responses were received from gymnastics/trampoline clubs.
- 4.288 Research was undertaken to identify more information about the identified clubs, using the internet and local knowledge. This is detailed below.

SUPPLY AND DEMAND ANALYSIS

CURRENT DEMAND

- 4.289 There is clearly a high level of demand for participation in gymnastics in the District, and a keen interest to get involved (all gymnastic/trampoline clubs report extensive waiting lists). There a demand for more facilities, as indicated by the fact that six clubs are considering development of purpose-built facilities:
- 7oaks Acorns Trampoline Club
 - Lightning School of Gymnastics
 - Sevenoaks Gymnastics Club
 - Extension Gymnastics Club
 - **Kent College Gymnastic Academy**
 - **Vertical Velocity Trampoline Club**

FUTURE DEMAND

- 4.290 Demand is identified by the NGB for existing clubs who need more space or their own dedicated facilities due to growth in participation. The NGB highlights that clubs need support to develop their own purpose-built/dedicated facilities to grow and deliver existing programmes.
- 4.291 There is a specific need for dedicated trampolining facilities or, as a minimum, space where trampolines can be left in situ or easily stored. There is also a need for high specification trampoline beds to support the development of the sport and participant performance.

5. STAGE C - SUMMARY FACILITY CONCLUSIONS

5.1 Stage C of ANOG brings together all the data detailed in Stage B. Based on the analysis undertaken, the summary conclusion for current and future provision of each facility type assessed in Sevenoaks District is set out in Table 5.1. This also reflects the local context and the fact that the majority of the District’s population growth will be in the south and central areas of Sevenoaks District.

Table 5.1: Summary Conclusions by Facility Type

FACILITY TYPE	SUMMARY CONCLUSIONS
SPORTS HALLS	<ul style="list-style-type: none"> • There are 25 halls in the District, over 23 sites (sports halls and activity halls) • 12 of these are strategic sized sports halls i.e. 3 courts + • 9 halls (33%) are of strategic size and provide for pay and play access; the majority of District’s residents have access to these facilities, within a 20 minute drivetime. However, areas in the north east, north west and south east are outside a 20-minute drive-time of a pay and play community accessible and strategic size sports hall. • Geographically, strategic size sports halls are distributed across the District, with the highest number being in and around the central and southern areas of the District. • The majority of the strategic size halls on education sites are limited for daytime access, but offer community use in the evenings and weekends; there is one formal dual-use arrangement in place • Only five of the 12 strategic size halls are accessible in the daytime. Of these White Oak Leisure Centre is 50 years old and requires redevelopment to improve its quality. • There are 14 activity halls, of which four offer pay and play access. Overall, 11 offer community access but seven tend to be used by clubs and organisations • There are also a number of village halls/community halls in the District which are used for a wide range of cultural, leisure and social uses.

SPORTS FACILITY STRATEGY

FACILITY TYPE	SUMMARY CONCLUSIONS
	<ul style="list-style-type: none"> ● The FPM identifies a significant over-supply of badminton courts in the District (+10.97). Although it is important to highlight the following: <ul style="list-style-type: none"> ➤ 9 sports halls provide community pay and play access. This equates to 42 courts, which is more than the supply demanded by the 2016 population (32.30 courts) i.e. an over-supply of +9.7 courts, or just over two 4 badminton court halls; ➤ There is only one secured community use agreement (CUA) in place ➤ There is clearly demand for more courts given that nearly 36% of demand from the District is exported, equating to 2,399 vpwpp ➤ Sevenoaks District has a very mobile population which is reflected by the high level of exported demand ➤ Population growth in the area will increase demand for sports hall provision and therefore the apparent over-supply supply will be lower ➤ The only sports hall with day time access in the north of the District is that at White Oak Sports Centre ● The Sport England Facility Calculator generates a future demand up to 2035 of an additional 1.21 sports halls, equivalent to 5 courts. Therefore given the current 10.97 court over-supply the future demand can be accommodated within existing facilities giving a net over-supply of 5.97 courts. ● An extensive consultation process was carried out with educational facilities, leisure facilities, Town and Parish councils and the National Governing Bodies for indoor sports. The analysis of the consultation responses received during the study identified a current over-supply of approximately 9.7 courts with a future oversupply of 4.7 courts. The responses also indicated that there was a desire for higher quality facilities to better meet the needs of the District's residents. ● There is currently under utilisation of available capacity across all sports halls in the District (although Edenbridge Leisure Centre is close to capacity), and all SDC facilities have a higher level of used capacity than the other sports halls. ● Overall, there would appear to be the potential to reduce the level of sports hall provision in the District; in considering this, the following should be taken into account: <ul style="list-style-type: none"> ➤ This could facilitate closure of ageing facilities in poor condition, such as Wildernesse (a new sports hall on the same site at Trinity School). ➤ The only SDC sports hall which is larger than 4 court is that at White Oak Leisure Centre; this is also the only sports hall with day time access in the north of the District. The only other larger sports hall in the District is the 8-court hall at the Sennocke Centre, based at an Independent School, with no formal CUA. ➤ Edenbridge has the highest level of used capacity of all sports halls in the District

SPORTS FACILITY STRATEGY

FACILITY TYPE	SUMMARY CONCLUSIONS
	<ul style="list-style-type: none"> The main issues to address are improving levels of use to utilise existing capacity and replacing White Oak Leisure Centre. Although only 13.7% of the local population do not have access to a car, increased provision to informal places and spaces at local level, where sports hall sports and activities can take place, is key to increasing participation and contributing to a reduction in health inequalities, and identified health and well-being outcomes There is no evidence of unmet demand for badminton, basketball or netball in the District in terms of indoor courts, but it is recognised that there is demand for outdoor courts, particularly for training needs
SWIMMING POOLS	<ul style="list-style-type: none"> There are 18 swimming pools in the District, over 13 sites (main pools, learner pools, diving pool, lidos) 14 of these are strategic sized swimming pools i.e. 6 lane x 20m + 11 swimming pools, 5 main, 4 learner pools, a diving pool and a small pool / lido provide for pay and play access; the majority of District's residents have access to these facilities, within a 20-minute drive-time, except those in the north east and south east 4 pool sites (4 main pools and 3 learner pools) are accessible for pay and play community daytime use. Of the 18 pools, 3 of the 5 main pools, 3 of the 5 learner pools, and the 1 diving pool are operated by Sencio Community Leisure on behalf of Sevenoaks District Council; these facilities are community pay and play access facilities, 100% of the time. Two facilities, White Oak Leisure Centre (short term priority) and Edenbridge Leisure Centre (medium to longer term) will need to be replaced/redeveloped. The FPM identifies an over-supply of water space in the District, of around +649.73 m² of water space. This is equivalent to just over one 25m pool with 8 lanes. Although there is an over-supply of water space in Sevenoaks District, it is important to highlight the following: The District's supply includes water space which is only available for sports clubs/community associations equivalent to 762.16m². The future growth in population will increase demand for swimming pools and this actual over-supply will be reduced

SPORTS FACILITY STRATEGY

FACILITY TYPE	SUMMARY CONCLUSIONS
	<ul style="list-style-type: none"> • One existing strategic size, community accessible pay and play swimming pool (White Oak Leisure Centre) was built in 1967 and refurbished in 2006. At an age of 50 years, this facility will need replacing in the short term. • The pools on education sites offering sports club use are all over 10 years old, (St Michaels was built in 2005, so is 11 years old. Radnor House was built in 2003, so is 13 years old, and Walthamstow Hall School pool was built in 2007, so is 9 years old; none have been refurbished yet), and critically, do not offer secured community access of any description through a CUA, so, in theory, could be withdrawn from use at any time • None of the pools offering pay and play community use in the District – Sennocke Centre, West Heath School, Kemsing Primary School have secured community access through a CUA, so, in theory, could be withdrawn from use at any time. • The existing SDC swimming pool facilities provide a total of 1,105.24 m² of community accessible pay and play water space (about 69% of the total supply); • The FPM over-supply reflects inclusion of pools which are not accessible to everyone, i.e. are only available for use by sports clubs/associations. Although many of the District’s communities are relatively affluent, there are significant and specific areas of deprivation e.g. Swanley and some areas around Edenbridge, where affordable access to sports facilities is key in addressing issues of health inequality and where people may not be, or may not choose to be, members of a sports club • Residents in Sevenoaks District are very mobile (only 13.7% of the population has no access to a car); the future provision of swimming pools needs to reflect varying levels of accessibility across the community and, specifically, areas where people are more likely to access provision on foot or using public transport • There is just 44.6% used capacity in existing swimming pools across the District and therefore significant potential to increase participation levels in existing facilities. White Oak Leisure Centre has the highest used capacity at 61%. • The Sport England Facility Calculator estimates a future demand for an additional 190.18m² up to 2035. • Based on the FPM analysis that there is a current over-supply of water space of +649.73 m², the additional demand identified to 2035 could be accommodated within existing swimming pools. In this scenario, the over-supply would reduce to 459.55 m², or just under one 8 lane x 25m pool.

SPORTS FACILITY STRATEGY

FACILITY TYPE	SUMMARY CONCLUSIONS
	<ul style="list-style-type: none"> The ASA states that existing levels of water space should be retained in the District. Local aquatic clubs raise a significant number of issues relating to the new water space to be provided in the replacement White Oak Leisure Centre. The main issue is the depth of the water, given the use of the existing facilities for sub aqua, diving, and water polo. Given the high level of satisfied demand for swimming in the District, it appears as if there is currently sufficient existing supply of water space, although there is a need to review programming at all three SDC facilities to identify how and when pools can be better used.
HEALTH AND FITNESS (FITNESS SUITES AND STUDIOS)	<p>SUITES</p> <ul style="list-style-type: none"> There are 13 existing health and fitness suites in Sevenoaks District. Around 30.7% of the provision is made through the commercial sector; 46.2% is community accessible (of this, 45.5% of provision is provided on a pay and play basis for community access), and a small amount (3 facilities) is provided by the education sector (private use). Three fitness suites on education sites are for private use only. All commercial facilities require registered membership Commercial provision is through small, independent centres, rather than large chains. Most District's residents are within 20-minute drive-time of a pay and play community accessible fitness suite, the exceptions being the north west, north east and south east of the District There is clearly some unmet demand for fitness stations across the District, predominantly in the North West, North East and South East of the District There is a current under-supply of -157 stations; this rises to -219 by 2035 without new provision. There is a need to increase access to pay and play community accessible fitness suites;

FACILITY TYPE	SUMMARY CONCLUSIONS
	<ul style="list-style-type: none"> • There is potential to do this through some education sites which are already open for use by sports clubs/community associations, and potentially through installing fitness stations in more of the District's community centres, and/or the development of green gyms. • The Council has an unmet demand for fitness suites and stations across the District, the Council will need to consider options for helping to meet this demand including through redevelopment of existing facilities but also through new facilities or through the provision of small scale fitness provision (5-6 stations) in community centres and facilities. The District also has a lack of commercial facilities particularly on a large scale, consideration could be given to identifying where such facilities could be located. <p>STUDIOS</p> <ul style="list-style-type: none"> • There are 11 existing fitness studios in Sevenoaks District. Around 27% of the provision is made through the commercial sector; 45% of provision is provided on a pay and play basis for community access, and the rest is provided by the education sector (3 facilities only available for private use). • All commercial facilities require registered membership • Commercial provision is through small, independent centres, not large chains. • Most District residents are within 20-minute drive-time of a pay and play community accessible fitness studio. The exceptions are the north west and north east of the District. • There is likely to be unmet demand for studio provision, given the levels identified for fitness stations • There is an opportunity to develop increased access to studios and create additional opportunities for participation at a more local level, particularly to those facilities on education sites where there is no pay and play community access. There is also potential to develop some (given existing levels and types of use) increased access to, and use of, community halls for the type of activities using/requiring studio space. • There is also a need to ensure that martial arts and boxing clubs have access to good quality studio/small hall facilities, appropriate for the sport and its future development in the District.

SPORTS FACILITY STRATEGY

FACILITY TYPE	SUMMARY CONCLUSIONS
SQUASH COURTS	<ul style="list-style-type: none"> No need for additional squash courts has been identified in the District by local clubs. England Squash and Racketball identify the need to retain all existing squash courts, given participation is growing. There is a need to consider future investment in the existing courts given the age of the facilities – White Oak Leisure Centre (short term); Edenbridge Leisure Centre (medium to long term)
INDOOR TENNIS	<ul style="list-style-type: none"> There is currently one indoor tennis facility in Sevenoaks District, at the Sennocke Centre. No need for indoor tennis courts has been raised or identified by local clubs or the NGB. There is potential for additional indoor tennis facilities to be developed at the Weald of Kent Grammar School annex, which opens autumn 2017.
INDOOR BOWLS	<ul style="list-style-type: none"> The two existing indoor bowling facilities are in very good condition. The indoor bowling facilities are operated by local clubs, for whom the facilities provide a home base. Increased population, and the growth in the numbers of older people mean that there will be additional future demand (0.89 rinks) for indoor bowling. There is a need to retain the existing level of provision as a minimum. EIBA identifies that this should be sufficient to accommodate current and future demand, but that there is a need to increase participation at the existing facilities. This corroborated by the clubs.

FACILITY TYPE	SUMMARY CONCLUSIONS
GYMNASTICS AND TRAMPOLINING	<ul style="list-style-type: none"> • There is clearly a high level of participation in the District and membership is set to continue to increase at existing clubs. • Gymnastics can be delivered (at an early age, basic learning skills) in informal spaces, so there is an opportunity to use existing school sports halls, which provide for sports clubs, as well as community halls to grow participation further. • As participation grows, specific clubs will need additional facilities (the NGB has identified six clubs who are considering development of dedicated facilities). Into the future, the NGB would like to see more local clubs developing and delivering their own facilities, supported by the NGB, with partnership support at local level.

6. PENULTIMATE STAGE - APPLYING THE ASSESSMENT ANALYSIS

INTRODUCTION

CONSULTATION WITH NEIGHBOURING LOCAL AUTHORITIES AND STAKEHOLDERS

- 6.1 In determining the nature, level and location of sports facility provision required for the future in Sevenoaks District, it is also important to be aware of how neighbouring local authorities are planning for the future. Given that communities may use sports facilities in areas other than where they live, the development of new or improved provision can impact significantly on both participation levels and capacity cross-boundary.
- 6.2 Neighbouring local authorities provide sport and leisure facilities, and for some, particularly in the north of the District, facilities in neighbouring areas may be more easily accessible to local residents. The fact that there is little significant demand to neighbouring local authorities for use of pools and sports halls would appear to underpin this position.
- 6.3 Table 6.1 summarises the consultation undertaken with neighbouring local authorities to inform this report. All neighbouring local authorities were contacted and sent a short survey. Follow up contact was made twice to encourage responses, but few direct responses were received, only Wealden DC and Dartford BC replied directly. Information summarised below is therefore based on SLL's own local knowledge, and research. It is important to be aware of investment in, and development of, provision nearby, to inform investment decisions in the District.

Table 6.1: Summary of Neighbouring Local Authorities' Consultation

SPORTS FACILITY STRATEGY

LOCAL AUTHORITY	COMMENTS
DARTFORD BOROUGH COUNCIL	The Council does not have an up to date facilities strategy, but is working on one. On this basis, the Council was unable at this time to provide any relevant information in respect of this SDC Strategy. The Council is not planning to rationalise any existing facilities or develop any new ones and is not aware of any relevant developments which could impact on provision in Sevenoaks District.
WEALDEN DISTRICT COUNCIL	<p>The Council does not have an up to date facilities strategy, but is working on one. The Council undertook a multi-million-pound leisure refurbishment in 2013.</p> <p>The Council is also at very early stages of considering the development of a major sports park in the District, but the location of such is still to be determined.</p> <p>There are new owners at Bewl Water Reservoir and it is understood that they are looking to develop further activities at this location, but at this stage no details are known.</p>
LB BROMLEY	<p>A review of the 'Options and Preferred Strategy' document being consulted on as part of the local Plan development identifies that the Borough's policy will be to focus on town centres, access to education facilities and the development of open spaces for enhanced recreational use. A 'hub' approach is being considered.</p> <p>No mention was made in relation to the development of major new indoor leisure facilities.</p>
LB BEXLEY	<p>The Council has a 2010-2014 Physical Activity and Sports Strategy. This identifies that the Council will review its facilities and invest as appropriate.</p> <p>Crook Log, Erith and Sidcup Leisure Centres have already all been re-built, Sidcup in 2008. The Council developed a new Gymnastics Centre in partnership with local clubs as part of the London 2012 Olympic Legacy.</p>
TONBRIDGE AND MALLING BOROUGH COUNCIL	There is no reference to proposals for development of new facilities in the Borough on Local Plan documents. Existing facilities comprise the Larkfield Leisure Centre, the Angel Leisure Centre and Tonbridge Swimming Pool.
GRAVESHAM BOROUGH COUNCIL	The Council has recently developed an open space, sport and recreation strategy for the Borough. This is forming part of the evidence base for the Local Plan, but is not yet publicly available. The 2010 PPG17 Study identified the need for 2 new sports halls and 1 new swimming pool in the Borough.

SPORTS FACILITY STRATEGY

LOCAL AUTHORITY	COMMENTS
TUNBRIDGE WELLS DISTRICT COUNCIL	The council is currently developing its Playing Pitch Strategy. Assessment will reflect adjacent areas, including Sevenoaks District. The existing Indoor Facilities Strategy is not yet updated.
TANDRIDGE DISTRICT COUNCIL	The Council will shortly be updating its Playing Pitch Strategy and Indoor Facilities Strategy, both of which will reflect access to neighbouring areas.

6.4 Consultation with various stakeholders, not already included in Sections 4 and 5, or above, identifies the following:

Table 6.2 Summary of other Stakeholder Consultation

STAKEHOLDER	CONSULTATION FEEDBACK	ANALYSIS COMMENTARY
<p>SENCIO COMMUNITY LEISURE</p>	<p>Sencio wishes to invest in health and fitness in Sevenoaks Leisure Centre. This would involve extending the existing fitness suite and remodelling areas of the centre to accommodate a larger fitness suite, with the loss of the very small toddler pool.</p> <p>Sencio also wishes to invest in café provision across the portfolio.</p> <p>The changing rooms at Sevenoaks Leisure Centre are also a priority to replace.</p> <p>The all-weather pitch at Edenbridge Leisure Centre is coming to the end of its useful life and needs to be replaced;</p> <p>There is a need for more capacity for netball in the District. Sencio is aware that increased access to training facilities is needed.</p> <p>White Oak Leisure Centre is close to other facilities e.g. Bannatynes and Birchwood Golf Course, which has a 25m pool and fitness suite; however only members of this facility can use these facilities</p>	<p>There would be a loss of 35m² of water space</p> <p>Investment in improving the overall quality of provision, as well as opportunities for increased revenue generation should be supported</p> <p>The future need for the facility is dealt with in detail in the Playing Pitch Strategy 2017. Given the hockey use at the existing facility, a new surface will need to provide for both hockey and football</p> <p>while this is not evidenced in terms of the response from the NGB nor local clubs, anecdotally there is a need for increased facility capacity at outdoor courts, and floodlighting is needed for the courts to enable evening use (south of the District)</p>
<p>SEVENOAKS SPORTS COUNCIL</p>	<p>The Sports Council administers an annual fund for talented athletes to support their development.</p> <p>Sevenoaks District has very good outdoor sports teams – hockey, rugby football, and facilities support these.</p> <p>There is a new 3G pitch being developed at Sevenoaks Stadium. Rugby is also considering development of a 3G pitch for training.</p> <p>The District also has very successful swimming and basketball clubs.</p>	

SPORTS FACILITY STRATEGY

STAKEHOLDER	CONSULTATION FEEDBACK	ANALYSIS COMMENTARY
	<p>Overall very good facilities; some access to school facilities</p> <p>Swanley – a more deprived area; people tend to use facilities out of the area.</p> <p>Edenbridge Leisure Centre – location is good adjacent to pitches.</p> <p>Cricket is growing in Sevenoaks District</p> <p>There are three new schools with halls in the District – Trinity, Knole Academy and the new Weald of Kent Grammar School Annex.</p>	

SPORTS FACILITY STRATEGY

Table 6.3 Summary of Internal Consultation with SDC Members (January 2016)

SDC MEMBERS' INTERNAL CONSULTATION	SPORT	LEISURE AND RECREATION
<p>WHAT ARE THE PRIORITIES?</p>	<ul style="list-style-type: none"> Members suggested it should be clarified as to what demographic groups our leisure centres were aimed at. Is it for those who can't afford private provision? Particular age groups? Children? Members decided that it was aimed at the whole community. Identification of the needs of the community and where the gaps were. To identify how school and others sports facilities overlap with SDC/private provision. There must be facilities and targeted sessions where children can learn to swim. The location of Leisure Centres means that some communities are remote from leisure provision, e.g. New Ash Green. Access for disabled people needs to be improved. Use of tools such as Disabled GO to be promoted. Consult young people about what sports and provision they want. Facilities, sports and clubs that already exist should be promoted better. Many people are not aware what is available locally. Better promotion that sets out that sport doesn't have to be expensive – there are low cost alternatives at a community level. Work to target the inactive, showing that sport isn't intimidating. Getting inactive people active with a variety of activities. 	<ul style="list-style-type: none"> More facilities for bikes, including cycle lanes/bridleways, off road facilities, cycle lanes on any new roads built. Actions set out in the cycling strategy should be progressed with KCC. Links between physical activity and mental health and general wellbeing are important and should be acknowledged. Sport and activities for people with mental health issues should be promoted and extended. More sports and activities delivered at a community level. All weather pitches should be improved and repaired where necessary. Some of them are in a poor state. More walking and running groups in parks and open spaces. Sports provided for beginners/inactive people, not just targeted for experts or established clubs/sports Getting inactive people to be more active, particularly older people. Preventing functional decline. Make sure sports target different age groups, younger people etc. For instance, bowls clubs attracting young people. More taster sessions for sports in the community, including sessions for couples. For example, "six sports in six weeks". Promotion of walkways, cycle ways and bridleways and promote them better. Production of route maps. Promote more inclusive sports, such as cycling. Better wheelchair access to parks and other leisure facilities. Promoting inclusive sports. Compile a directory of sports clubs, setting out how to book, contact details etc. Reduce barriers to existing clubs – make it easier to join. Develop a one stop shop for promoting activities.

SPORTS FACILITY STRATEGY

SDC MEMBERS' INTERNAL CONSULTATION	SPORT	LEISURE AND RECREATION
	<ul style="list-style-type: none"> • More access into sport for older people e.g. courses and tasters in walking football. • Making sure there is adequate and targeted provision for all age and demographic groups. • Specific youth facilities e.g. skate parks could be better promoted. 	
WHAT IS WORKING WELL?	<ul style="list-style-type: none"> • Sevenoaks Leisure Centre is brilliant and well set up for children. They offer a wide range of activities for children including parties and swimming. • Urban areas provide children's activities such as skate parks. The type of youth activities offered by Play Place are very good. • Sencio offers excellent clubs for children. Some leisure centres are working well, with very good coaches. Some reception staff are not so good. • The winter event in New Ash Green, combining ice skating and a Christmas market, was very good. • Volunteering in general. Many activities would not take place without the input of volunteers. • There is a tremendous variety of things going on – the challenge is just to promote it all! 	<ul style="list-style-type: none"> • There is a good range of facilities for those who are currently engaging at the three Leisure Centres – school age activities in particular. • Great facilities – • Sports activities need more volunteers – Many groups in Sevenoaks are run by parents, who stop supporting activities when their children leave school. • There are a lot of outdoor spaces.
WHAT NEEDS IMPROVING?	<ul style="list-style-type: none"> • Skate Parks lack facilities, for instance, it would be good to have a café or similar provision. • There is a lack of sports provision specifically for people with disabilities. 	<ul style="list-style-type: none"> • We need more outdoor water sporting activities, e.g. Chipstead Lake etc. • There are lots of equestrian facilities, but we need safer horse riding routes and many roads are too dangerous with speeding drivers. Better signage and horse awareness is needed.

SPORTS FACILITY STRATEGY

SDC MEMBERS' INTERNAL CONSULTATION	SPORT	LEISURE AND RECREATION
	<ul style="list-style-type: none"> • Many activities are too expensive. Low cost gyms provide ease of access for more income brackets, particularly those who are struggling financially. • The number of swimming classes sometimes makes it difficult for casual swimmers. • Outdoor gyms are not available in every area. For instance, there are none in Edenbridge. • Our funding to leisure centres could fund activities rather than maintaining buildings. • Kids need a role model for physical activities. For instance, the successful model of Kemsing Boxing Club. • There needs to be more local outdoor facilities – e.g. Pentanque, Football, Volleyball • Young people are looking for more serious fitness, such as synthetic Pilates, outside facilities, climbing walls etc. • Communication and promotion are essential for all sports activities. • The District needs more family activities for people to do together, including Grandma and Grandad e.g. fun runs. • White Oak Leisure Centre needs to be updated or replaced as soon as possible. • More Taster sessions would be good, in the evening as well as during the day - 	<ul style="list-style-type: none"> • The Open Space Study should produce a directory of facilities. • Woods and parks should be opened up to visitors. • Consider building or enabling sports hubs, which can bring sports together, e.g. at Hollybush. • Ensure access for all – more inclusive sports. • Encourage the use of outdoor gyms. Ensure their ongoing maintenance and promotion. More outdoor gyms are needed next to playing fields or children's playgrounds. • More family activities are needed, allowing parent and children to share activities together • Promote dancing as a physical activity for those who don't want to play sports. • Other than leisure centres, there is a lack of indoor spaces in District. • There needs to be better links between leisure centre and Stag Theatre. • Turn Greatness Pit into a sporting lake once the gravel extraction has finished, like those created at Sevenoaks Wildlife Reserve. • Production and promotion of 'Trim' Trails. • More cycling routes and cycle trails. Turn footpaths into bridleways for cycling, as cycling is not allowed on footpaths, but is on bridleways. • Extend the number and location of Health Walks. Organise more walking groups, such as Historic Walks, Architecture walks, Bird Walks, Bat Walks etc. • Better walking route marking/wayfinding • Encourage lonely and isolated people to take part in more activities. Devise bespoke activities if necessary. • GP funded activities are needed.

SPORTS FACILITY STRATEGY

SDC MEMBERS' INTERNAL CONSULTATION	SPORT	LEISURE AND RECREATION
<p>WHAT ARE THE OTHER CHALLENGES AND OPPORTUNITIES?</p>	<ul style="list-style-type: none"> • In Shape articles promoting local clubs and activities help increase awareness and take up of activities. • Can we convert tall buildings into abseiling facilities? • Leisure Centres could do more on healthy eating. Maybe cookery classes? • There are some excellent school leisure facilities in the District. • David Lloyd/Nizels facilities have a family feel, with the addition of outdoor areas. • There need to be more opportunities in leisure centres for parents to take part in activities when their children are being active. • White Oak needs something to draw people in, e.g. climbing walls. • Fund Provision for children, use health funding for older people and everyone else can go to private providers. • Funding challenges to providers will need careful thought about. • Fitness provider at Bat and Ball is worth a look – what they are offering is based on science. • We need to look at the demographic/health profiles for the District to help plan for the future. • Should we look at the budget gym model and not have any wetside facilities at leisure centres? • The golf course at Lullingstone is very good but the club house needs investment. Golf lodges could provide additional income. 	<ul style="list-style-type: none"> • We need to overlay health data with facilities data to help target inactive people etc. • We need a “Big Community Fund” style grant scheme to fund healthy activities. • There need to be activities for the recently retired. • More intergenerational projects are needed. • There needs to be more SDC run community activities to help bring people together. • Funding remains a barrier to keeping many charities and other community groups going. • Volunteering in all parts of the District is needed to assist clubs. Without volunteers, many clubs may disappear. • Provide one point of contact to support people who want to set up a new club. • The cost of some clubs is a barrier to some people joining. • Organise more District/ town events – runs/races etc. • Encourage more commercial opportunities in the District for private clubs/facilities • Put together a database of clubs operating in the District.

SPORTS FACILITY STRATEGY

SDC MEMBERS' INTERNAL CONSULTATION	SPORT	LEISURE AND RECREATION
	<ul style="list-style-type: none"> • Trim trails are good – are there any in the District? • If schools can't afford to transport children to swimming pools, could there be a community transport solution? Can the study find out from schools if they are having difficulty accessing swimming lessons through transport? • Private facilities are expensive and so not everyone can afford them. • How do the villages pay for the Town Council funded services – should there be a two-tier pricing system? – and vice versa. • Health Prevention work should be funded by a variety of agencies e.g. NHS, Parishes. 	

KEY ISSUES

- 6.5 Based on the research, audits and consultation work undertaken, the following key issues for the District have been identified in relation to the current and future provision of sports facilities:

Table 6.4: Key Issues

KEY ISSUE
Population growth of 18k over the Local Plan period; ageing population.
Very mobile population; only 13.7% do not have access to a car
District comprises urban and rural areas; three very different areas around each of the three main towns, with Swanley residents tending to look towards Dartford for services unavailable in the District
33.4% of population do not own a car
In general, the health of people in Sevenoaks District is better than the rest of England; reducing childhood obesity is a key challenge
The latest Sport England Active People Survey (APS9 2015 Q2) highlights that:
42.1% of the Adult population (14+) in Sevenoaks District participate in sport at least once a week, which is higher than the South East (39.5%) and England (36.5%) averages.
41.2% of adults aged 16+ take part in sport once a week.
61.1% of adults aged 16+ years are classed as being active by Sevenoaks District public health report in 2015.
Overall, participation is growing.
Sevenoaks District is within the top 20% least deprived local authorities in the country. Two areas are more deprived – Swanley and to a lesser extent, Edenbridge; residents here are less likely to be physically active and to have wider health issues.
Significant number of facilities on school sites (9); most open for community accessible pay and play use, as opposed to club and community association use. Only 3 schools with only sports club use. However, only 5 facilities open for daytime access.
Facility quality is now an issue at White Oak Leisure Centre; investment in Edenbridge Leisure centre will be needed in the medium to longer term. Some investment/remodelling desirable at Sevenoaks Leisure centre i.e. fitness, changing facilities. Wildernesse Sports Centre also requires significant investment, redevelopment. Closure could also be an option given there are two new sports halls on The site – Trinity and Weald of Kent (the new hall at Weald of Kent Grammar School Annex, if available for pay and play community use, could replace the courts lost at Wildernesse)

KEY ISSUE

CORE FACILITY NEEDS

Sports Halls – as set out in Sections 4 and 5, current and future need for sports hall provision can be accommodated in the District, given the slight over supply of badminton courts. This will remain the case, even when Radnor House closes. Over supply will be then be +0.7 courts). In addition, there is significant capacity in all halls except Edenbridge Leisure Centre, so more use could be accommodated.

There are three schools which only provide sports club use. There is potential to open these up to increase community pay and play access.

There is only one formal CUA in the District; if education facilities are going to remain key to provision in the District, secured community access should be sought.

White Oak Leisure Centre provides the only six court sports hall in the District. There is no secured community access to the 8-court hall at the Sennocke Centre.

Swimming Pools

As set out in section 4 and 5, the District as a total water space supply of 1,914.26m². This exceeds the current demand but includes swimming pools which are not currently available for pay and play use.

There is an estimates future demand for additional waterspace within the District and this can be accommodated in the current provision.

White Oak Leisure Centre has the highest used capacity of any pool in the District, and, due to its depth, the greatest range of aquatic uses. There is significant unused capacity in all pools in the District, except White Oak Leisure Centre.

The District has sufficient water space to meet current and future needs of the residents however; much of this supply is accounted for in facilities only available to clubs or community associations. Therefore the extension of the availability of these facilities to wider community use would help meet the needs of all the District's residents. Consideration should also be given to the improvement of other existing facilities to improve pay and play capacity and usage.

Health and Fitness - Need for increased number of community accessible pay and play fitness facilities across the District, with the highest area of unmet demand in the north.

- 6.6 Based on the local context and the supply and demand analysis, there is clearly a need to consider how best to achieve secured pay and play community access to existing education facilities and ensure there is sufficient provision to cater for current and future needs for swimming (community accessible pay and play). There is also a need to begin to plan now for the replacement of/investment in some existing sports and leisure facilities in Sevenoaks District due to their age. There are a number of reasons for this:
- **The need to try and develop additional community use agreements (CUA) to both secure existing, and develop increased opportunities for pay and play usage – particularly for sports halls and swimming pools**
 - **The age, condition and poor quality of some facilities – particularly Wildernesse Sports Centre, White Oak, and in due course Edenbridge, Leisure Centres, plus changing facilities at Sevenoaks Leisure Centre, and café facilities in all three SDC leisure centres**
 - **The need to increase participation in physical activity for community health benefits to underpin the ongoing partnership with Public Health**
 - **The need to improve accessibility to provision at local level, particularly for those without access to a car, who may not be able to travel to other facilities outside the District**
 - **Long term population growth in Sevenoaks District, which will increase demand for community facilities, including sport and leisure provision, particularly in and around the south and central areas of the District**
 - **NGBs and local sports clubs raise a number of operational issues, but strategically the priorities are increasing capacity for pay and play and overall community access**
 - **There is already a significant amount of sport and physical activity being delivered in village community halls across the District. There is opportunity to increase awareness of this and to extend it.**
 - **The current and future need for community accessible fitness stations; there is a current under-supply of -157 stations; this rises to – 219 by 2032.**
 - **The potential for development of gymnastics facilities, if led by a club.**
 - **The need to increase levels of participation in indoor bowling.**
 - **The need to retain existing levels of squash court provision, given participation is growing at local level in the District.**
 - **The opportunity, now funded, to implement development of ‘active’ infrastructure to facilitate increased provision of cycling, jogging and walking routes in the District, connecting new and existing settlements, education and leisure sites.**

- 6.7 In addition to the above, and as recognised by the 2016 Sport England Strategy 'Towards and Active Nation', there is also an opportunity to reflect changing trends towards informal activities. These do not necessarily require formal sports facilities, but are more about making use of a range of places and spaces where people can be active. Continuing to facilitate access at a very local level to multipurpose community halls, other indoor and outdoor spaces is as important as developing new sports facilities if the most inactive in the community are to be enabled to become active for health benefits.
- 6.8 Housing development is one of the principal justifications for additional community sports facilities because additional residents increase demand for sports facilities. The population of Sevenoaks District is set to grow significantly by 2035, and there will be a need to ensure good quality community sport and leisure facilities are available to meet existing and future demand. Investment in additional provision of formal sports facilities and community halls should be secured through S106/CIL contributions..
- 6.9 A further driver for considering investment/replacement in terms of sports facilities is accessibility. Accessibility is related both to geographic location and programming. If particular activities are not provided or are programmed at times which are unsuitable for participants, they are unlikely to take part.
- 6.10 The way in which a sport and recreation facility is managed often determines the level and type of community use allowed/encouraged. For example, local authority managed sport and recreation facilities are more likely to encourage use by disadvantaged groups than those managed by commercially sector operators and are, thus, more accessible.
- 6.11 Retaining and improving the quality of provision is important in Sevenoaks District to ensure that participation levels are retained and continue to grow. The Sport England Active People Survey (APS) shows a steady increase in participation with some minor fluctuations since the 2005/06 APS for once a week participation in sport for adults age 16+ years. Participation has risen from 37% in 2005/06 to 41.2% in 2015/16. Although increasing, even at 41.2%, this still means that nearly 60% of the District's residents are not active enough to gain health benefits.
- 6.12 The adult obesity rate in the District is below the national average. Childhood obesity rate at year 6 is above the regional and national average.
- 6.13 Priority is placed on reducing health inequalities where they exist in the District and increasing participation in physical activity in Sevenoaks District. The Council's changing role in the Public Health Agenda requires it to deliver healthier lifestyles and achieve positive health outcomes which is the rationale for facilitating access to facilities and participation opportunities to get the most inactive, active.
- 6.14 The provision of good quality, local community facilities accessible and affordable to meet identified need, is key to facilitating participation growth and contributing to a reduction in the health inequalities in the District. This reflects Public Health and SDC health and well-being priorities, to facilitate sustained behaviour change to reduce obesity, improve health and increase participation.

6.15 Based on the quality audits and assessments, age and condition, consultation and analysis, the priorities for future investment in facility provision are:

- **Redevelop leisure facilities in Swanley to replace White Oak Leisure Centre**
- **Replacement or rationalisation of Wildernesse Sports Centre**
- **Sports halls - Securing community access at existing education facilities and opening up access where possible**
- **Swimming Pools - Securing community access at existing education facilities and opening up access where possible**
- **Provision of additional pay and play community accessible fitness stations, particularly in the north of the District**
- **Retention of existing levels of squash court provision**
- **The potential for development of gymnastics facilities, if led by a club**
- **The potential for development of indoor tennis courts**
- **Informal facility provision for walking, cycling, jogging**

SPORTS FACILITY STRATEGY

6.16 Opportunities and options to address the current and future investment needs for provision and specifically the under-supply of swimming pools and health and fitness include:

Table 6.5: Opportunities and Options for Addressing identified provision needs

FACILITY NEED	OPPORTUNITY/OPTION	ANALYSIS
REDEVELOP LEISURE FACILITIES IN SWANLEY TO REPLACE WHITE OAK LEISURE CENTRE	Redevelop leisure facilities in Swanley to replace White Oak Leisure Centre.	Careful consideration of facilities to be retained and reprovided to meet the needs of the population
REPLACEMENT OR RATIONALISATION OF WILDERNESSE SPORTS CENTRE	Invest in existing centre Re-develop replacement facility Close existing centre	There are two brand new sports halls on the same site at Trinity School and Weald of Kent Grammar School; a third sports hall is not needed, as long as there is secured pay and play community access to both sports halls Squash courts should be retained/re-developed
SPORTS HALLS	Maximise opportunities for pay and play community access at facilities on education sites, given locations around the District. Increase levels of usage at Sevenoaks and White Oak Leisure Centres; this should mitigate the loss of Radnor House School sports hall, particularly for gymnastics	Education sites play an important role in the District's overall provision Securing existing community use – pay and play and clubs is key Need to negotiate CUAs on existing and all new sports halls built on education sites Where possible, open up community access (pay and play) at the three schools which only offer club use Orchards Academy, Walthamstow Hall School, St Michael's School,
SWIMMING POOLS	Maximise opportunities for pay and play community access at facilities on education sites, given locations around the District Increase levels of usage at Sevenoaks, Edenbridge and White Oak Leisure Centres	Negotiate secured community access to the Sennocke Centre pool – only day time provision apart for SDC facilities

SPORTS FACILITY STRATEGY

FACILITY NEED	OPPORTUNITY/OPTION	ANALYSIS
PROVISION OF ADDITIONAL PLAY AND PLAY COMMUNITY ACCESSIBLE FITNESS STATIONS, PARTICULARLY IN THE NORTH OF THE DISTRICT	<p>Potential to extend existing fitness suite at Sevenoaks Leisure Centre</p> <p>Redevelop leisure facilities in Swanley to replace White Oak Leisure Centre</p> <p>Development of additional outdoor gyms; Edenbridge area does not currently have this type of provision</p>	<p>Consider provision of fitness stations at White Oak Leisure centre,</p>
OTHER FACILITY PROVISION	<p>Linked particularly to long term population growth and housing development, is the opportunity to develop new, safe and improved walking, jogging and cycling routes/connectivity, to encourage active travel, and provide an environment in which physical activity can be easily integrated into daily life.</p>	<p>Creation of active environments</p>

7. FINAL STAGE - CONCLUSIONS, RECOMMENDATIONS AND ACTION PLAN

INTRODUCTION

- 7.1. Overall, Sevenoaks District has a good range and level (compared to national averages), of existing sport and leisure facilities across the area. Sports facilities are delivered and operated by a variety of organisations. Including schools and colleges, and clubs. Sevenoaks District Council (SDC) is the largest provider of sports facilities including the indoor facilities of:
- Edenbridge Leisure Centre
 - Sevenoaks Leisure Centre
 - White Oak Leisure Centre
- 7.2. However, some facilities are now ageing, and will require replacement. This is particularly true of SDC facilities White Oak Leisure Centre, and in the longer term, Edenbridge Leisure Centre, plus Wildernesse Sports Centre. In Sevenoaks District, there is insufficient pay and play swimming pool provision to meet current and future demand.
- 7.3. A large proportion of the District's sports facilities are located within education environments. Sevenoaks District schools and colleges have varying levels of sports facilities with some having excellent provision and some having poorer facilities. The majority of schools allow for community use of their facilities; only three provide only for sports club use.
- 7.4. Some existing facilities have potential for additional community participation. This is because community use is available for clubs and organisations/groups, not for individuals on a pay and play basis. The majority of SDC sports halls and pools which do offer pay and play community use have significant capacity which could be used to increase and develop participation. Edenbridge is the most used sports hall and White Oak the most used pool.
- 7.5. Sevenoaks District's population will grow significantly over the next few years, so there is a need to ensure sufficient provision of accessible, quality and affordable facilities – formal and informal, to meet local need.
- 7.6. It is particularly important that there is increased access to opportunities for physical activity at local level, so it is easy for residents, particularly those who are currently inactive, and those without access to private transport, to participate, and become physically active. Linking facility provision, informal and formal, to opportunities for active travel, and informal places is a key opportunity to encourage and facilitate increased walking, jogging and cycling.

SPORTS FACILITY STRATEGY

- 7.7. This is very important given the need to retain and further increase existing levels of physical activity in the District and the health inequalities between the more and less deprived areas of the District.
- 7.8. It is important that SDC continues to work with partners moving forward, given funding restraints, to develop and deliver facility provision. SDC can no longer be the provider and funder of last resort, but needs to adopt more of an enabling and facilitating role.

VISION

- 7.9. The Vision for future provision of sport and leisure in Sevenoaks District is:

‘To ensure provision of high quality, well-located, and accessible sport and leisure facilities, to facilitate increased participation in sport and physical activity across the District.’

- 7.10. As a minimum, SDC wishes to facilitate provision of accessible community sport and leisure facilities, for swimming, fitness and sports hall sports/activities available for all residents. This includes both formal and informal spaces e.g. village/community halls in which to play sport and be physically active.

AIMS

- 7.11. The aim of providing sufficient high quality, fit for purpose and accessible provision, places and spaces is to:
- **Increase the regular amount of physical activity undertaken by individuals, and particularly by those who are currently inactive**
 - **Encourage new participants to start taking part in physical activity and underpin the partnership with Public Health**
 - **Facilitate opportunities for participation to be provided in a wide range of places and spaces, and particularly at a very local level, using e.g. village/community halls**
 - **Facilitate the development of healthier lifestyles across Sevenoaks District’s communities**
 - **Create active environments where the opportunity to be more physically active is an integral part of everyday life**
 - **Support and provide opportunities for local sports clubs and community groups**
- 7.12. The provision of high quality and accessible facilities, and the opening up of existing education facilities, as well as the development of new provision, will

SPORTS FACILITY STRATEGY

contribute to the overall priority for the development of healthier lifestyles in Sevenoaks District, across all age groups. Facilitating opportunities to be more physically active, more often is also important, to help people to live and age better.

7.13. Sustainability of high quality, and critically, accessible facility provision is key to maintaining these opportunities. SDC needs to plan now for the investment requirements of its existing facilities and work in partnership with other providers and stakeholders to address the other priorities identified through this report.

PRINCIPLES FOR FUTURE PROVISION

7.14. Analysis of existing provision also identifies the principles that should underpin all future sport and leisure facility development in Sevenoaks District. These are to:

- **Ensure residents in all areas of Sevenoaks District have pay and play access to good quality, local, accessible and affordable provision, whether it is a formal sports facility or a village/community hall,**
- **Aim to ensure that existing, and any new, sports facilities on education sites provide a balance of opportunities (through a formal agreement) for community access – both pay and play and club use**
- **Replace / refurbish ageing facilities where new provision is needed; all new and refurbished provision should be designed and developed based on Sport England and NGB guidance, and be fully inclusive**
- **Rationalise existing provision where new fit for purpose facilities can replace/improve existing buildings**
- **Make better use of all existing facilities, irrespective of provider; an example would be extending access at evenings and weekends to education sites which are currently unavailable e.g. Orchards Academy, Walthamstow Hall School, St Michael's School,**
- **Invest in existing provision to improve quality i.e. White Oak Leisure Centre, Edenbridge Leisure Centre, potentially Wildernesse Sports Centre**
- **Invest strategically to ensure economic viability and sustainability of provision**
- **Where possible, provide facilities (formal and informal) closer to where people live; improving access still further to multi-purpose halls (not strategic size) across the District could facilitate increased opportunities for participation at local level**

PRIORITY INVESTMENT NEEDS

7.15. The facilities that have been identified as being in need of investment are:

Table 7.1: Priority Facility Investment Needs

FACILITY TYPE	CURRENT NEED	NEED BY 2035
SPORTS HALLS	Small percentage of community use agreements at educating sites.	Small percentage of community use agreements at educating sites.
	Improve quality of existing provision across the District	Improve quality of existing provision across the District
SWIMMING POOLS	Improve the quality of existing provision across the District	Improve the quality of existing provision across the District
	Secure formal community access agreements to ensure supply	Secure formal community access agreements to ensure supply
FITNESS STATIONS	Undersupply of 157 Fitness stations	Additional 62 fitness stations needed giving an overall total undersupply of 219.
FITNESS STATIONS	Undersupply of 157 Fitness stations	Additional 62 fitness stations needed giving an overall total undersupply of 219.
SQUASH	Retention of provision to meet demand.	Retention of provision to meet demand.
INDOOR BOWLS	Retention of provision to meet demand.	Retention of provision to meet demand.
GYMNASTICS FACILITIES	Potential to develop additional dedicated gymnastics facilities (club led developments, in partnership with British Gymnastics)	Potential to develop dedicated gymnastics facilities.
INFORMAL FACILITIES	Increased provision of safe, locally accessible walking, cycling and jogging routes/paths.	Increased provision of safe, locally accessible walking, cycling and jogging routes/paths, and especially in new housing developments.
	Opening up other informal, multi-purpose places and spaces where people can be active.	
ALL FACILITY TYPES	Ageing facilities at White Oak Leisure Centre	Ageing facilities at White Oak Leisure Centre
	Improve access to and quality of all facilities across the District.	Improve access to and quality of all facilities across the District.

7.16. The options to consider in delivering these priority facility needs, are set out in detail in Section 5, Table 6.5.

OTHER PRIORITIES AND NEEDS

CAPITAL INVESTMENT

- 7.17. It is clear from the analysis that there is a need for some capital investment in Sevenoaks District to address both current and future needs. Whilst some of this investment relates to additional facility provision, there is also a need to start planning now for the replacement of ageing stock; increased participation is more likely to be achieved if the environment in which people take part is good quality and fit for purpose.
- 7.18. It is also clear that delivery of the levels of investment required will only result from a local partnership approach. The development of improved sports facilities and physical activity environments will facilitate increased participation, which in turn will benefit individual and community health. The challenge is that the greatest health benefit will be gained by encouraging the inactive, to become active. In relation to getting more people active, it is important to highlight the following issues:
- **The majority of the strategic size halls on education sites have limited daytime access, but offer community use in the evenings and weekends; there is one formal dual-use arrangement in place**
 - **Only five of the 12 strategic size halls are accessible in the daytime; of these White Oak Leisure Centre is 50 years old and requires redevelopment and investment and re-modelling to improve its quality**
 - **There is one formal community use arrangement in place at Wildernesse Sports Centre**
 - **Sports halls in Sevenoaks District are being used at 46% capacity during the peak periods each week. This is significantly lower than both the national (67.4%) and regional figures (66.2%). Edenbridge however operates at 98% capacity.**
 - **There is 44.6% used capacity in existing swimming pools across the District, and significant opportunity to increase participation levels. White Oak Leisure Centre operates at 61% used capacity.**
 - **Some of the existing facility portfolio is ageing (White Oak Leisure Centre, Wildernesse Sports Centre and Edenbridge Leisure Centre); quality may deteriorate over time**
 - **4 pool sites (4 main pools and 3 learner pools) are accessible for pay and play community daytime use. Of the total 18 pools in the District, 3 of the 5 main pools, 3 of the 5 learner pools, and the 1 diving pool are operated by Sencio Community Leisure on behalf of Sevenoaks District Council; these facilities are community pay and play access facilities, 100% of the time**
 - **Increasing population will put additional demands on the capacity of existing facilities**
 - **Increasing participation will increase demand on existing facilities**

IMPROVED LOCAL PARTNERSHIP WORKING WITH EDUCATION SITES

- 7.19. To deliver the identified needs and the key outcome of increased participation to address health inequalities plus meet demands from increased population, there is a need for some changes in approach to delivery.
- 7.20. The key issue to address initially is that of partnership with education sites to review, revise and implement CUAs which provide better balanced access for the community on a pay and play basis. Increasing capacity to offer and deliver increased participative opportunities, particularly for those who are currently inactive, could contribute significantly to improved health in the District.

PLANNING POLICY AND SECURING FUNDING FOR INFRASTRUCTURE

- 7.21. Community Infrastructure Levy funding and S106 contributions have the potential to form part of the funding needed to provide improvements to the Districts Indoor Sports Provision.
- 7.22. The facility investment needs identified set out in Table 7.1 and paragraph 6.16 provide the definitive investment priorities and locations for this investment. This should inform Local Plan policy and specifically the priorities for new provision.
- 7.23. As Sevenoaks District Council now has CIL in place, only specific on-site provision, directly relating to the development can be secured by Section 106 Agreements. Off-site provision and wider community benefits and in particular any financial contributions can only be provided through CIL.
- 7.24. Projects for leisure and sports provision, either through new facilities or to upgrade existing ones, can be considered for CIL funding alongside other infrastructure projects by the Council's CIL Spending Board.

RECOMMENDATIONS

SPORTS HALLS

RECOMMENDATION 1 (R1)

Sevenoaks District Council work with relevant education partners to develop and implement CUAs which provide a better balance of pay and play and club use, to secure community access (pay and play, and club) to sports hall and swimming pool facilities at existing education sites.

- SDC works with relevant partners to extend opportunities at existing sports halls with capacity for increased community use e.g. Orchards Academy, St Michael's School, Walthamstow Hall School

SDC works with local schools, and Sport England to review, revise and re-implement formal community use agreements in:

- Schools where they are currently in place, to increase opportunities for pay and play community access
- Any new schools as part of Planning Conditions

RECOMMENDATION 2 (R2)

SDC works with Sencio, education sites and health and well-being partners to better use the available capacity in existing sports halls

SWIMMING POOLS

RECOMMENDATION 1 (R1)

Sevenoaks District Council work with relevant education partners to develop and implement CUAs which provide a better balance of pay and play and club use, to secure community access (pay and play, and club) to sports hall and swimming pool facilities at existing education sites.

- SDC works with relevant partners to extend opportunities at existing sports halls with capacity for increased community use e.g. Orchards Academy, St Michael's School, Walthamstow Hall School

SDC works with local schools, and Sport England to review, revise and re-implement formal community use agreements in:

- Schools where they are currently in place, to increase opportunities for pay and play community access
- Any new schools as part of Planning Conditions

RECOMMENDATION 3 (R3)

SDC working with Sencio Community Leisure, parish councils and health and well-being partners to better use the available capacity in all existing swimming pools

SPORTS FACILITY STRATEGY

FITNESS STATIONS

RECOMMENDATION 4 (R4)

SDC and its partners identify opportunities to address the current and future under – supply of fitness stations in the District.

SQUASH

RECOMMENDATION 5 (R5)

Promote use of existing level of squash courts given growing participation in the District

INDOOR BOWLS

RECOMMENDATION 6 (R6)

Work with indoor bowling clubs to increase participation levels at existing indoor bowling facilities.

GYMNASTICS FACILITIES

RECOMMENDATION 7 (R7)

Work with gymnastics clubs and the NGB over future provision of club-led developments for dedicated gymnastics and trampolining facilities.

SPORTS FACILITY STRATEGY

INDOOR TENNIS FACILITIES

RECOMMENDATION 8 (R8)

Where possible, opportunities to develop additional indoor tennis courts in the District are facilitated

INFORMAL FACILITIES

RECOMMENDATION 9 (R9)

SDC and its partners, including Town and Parish Councils, to identify projects which could benefit from CIL funding to develop additional and safe walking and cycling routes and where possible to open up other informal, multipurpose places and spaces where people can be active.

ALL FACILITY TYPES

RECOMMENDATION 10 (R10)

Redevelop leisure facilities in Swanley to replace White Oak Leisure Centre

RECOMMENDATION 11 (R11)

SDC and its partners to investigate investment in the development of high quality community sports facilities, in partnership with Public Health and other local partners.

Increasing secured capacity on education sites, as well as better utilising all available capacity and therefore opportunities to take part in regular physical

activity, in the local community, will contribute to reduced health inequalities, increased participation, better community cohesion at local level, and particularly in the more disadvantaged areas of the District.

RECOMMENDATION 12 (R12)

There should be on-going monitoring of this Strategy through its implementation, but as a minimum, progress should be reviewed and refreshed every five years. On-going monitoring should include partnership working with neighbouring local authorities to keep aware of facility changes and developments.

ACTION PLAN

7.25. The Action Plan is summarised in the table below:

Table 7.2: Action Plan

RECOMMENDATION 1 (R1)

Sevenoaks District Council work with relevant education partners to develop and implement CUAs which provide a better balance of pay and play and club use, to secure community access (pay and play, and club) to sports hall and swimming pool facilities at existing education sites.

- SDC works with relevant partners to extend opportunities at existing sports halls with capacity for increased community use e.g. Orchards Academy, St Michael’s School, Walthamstow Hall School

SDC works with local schools, and Sport England to review, revise and re-implement formal community use agreements in:

- Schools where they are currently in place, to increase opportunities for pay and play community access
- Any new schools as part of Planning Conditions

SDC and its partners work with relevant educational organisations to develop and implement CUAs which provide a better balance for pay and play access.

SDC, KCC, **Short Term**
Educational organisations

Officer time

SPORTS FACILITY STRATEGY

Table 7.2: Action Plan

<p>RECOMMENDATION 2 (R2)</p> <p>SDC works with Sencio, education sites and health and well-being partners to better use the available capacity in existing sports halls</p>	<p>Develop a partnership approach to discussions with identified schools to increase play and play community access to the existing sports facilities</p>	<p>SDC to initiate</p>	<p>Ongoing</p>	<p>Officer time</p>
<p>RECOMMENDATION 3 (R3)</p> <p>SDC working with Sencio Community Leisure, parish councils and health and well-being partners to better use the available capacity in all existing swimming pools</p>	<p>SDC and its partners work to extend opportunities at existing identified education swimming pools with capacity for increased community use</p>	<p>SDC to initiate</p>	<p>Ongoing</p>	<p>Officer</p>
<p>RECOMMENDATION 4 (R4)</p> <p>SDC and its partners identify opportunities to address the current and future under-supply of fitness stations in the District.</p>	<p>Ensure the need for additional provision is reflected in the Local Plan</p>	<p>SDC</p>	<p>Short term</p>	<p>Officer time</p>
<p>RECOMMENDATION 5(R5)</p> <p>Facilitate retention of existing level of squash courts given growing participation in the District</p>	<p>Work with local providers to retain existing squash courts, or replace them in the event of facility re-development</p>	<p>SDC; local squash clubs and providers; Sencio Community Leisure</p>	<p>Ongoing</p>	<p>SDC leisure and planning officers, NGB, Sport England; local Squash Clubs and providers; external funding</p>

SPORTS FACILITY STRATEGY

Table 7.2: Action Plan

<p>RECOMMENDATION 6 (R6)</p> <p>Work with indoor bowling clubs to increase participation levels at existing indoor bowling facilities.</p>	<p>Establish a partnership working group with local clubs to develop initiatives to increase participation</p>	<p>SDC; Sencio Community Leisure; local bowls clubs</p>	<p>Medium</p>	<p>SDC leisure and planning officers, Sencio Community Leisure; NGB, local bowls clubs;</p>
<p>RECOMMENDATION 7 (R7)</p> <p>Work with gymnastics clubs and the NGB over future provision of club-led developments for dedicated gymnastics and trampolining facilities.</p>	<p>Establish a partnership working group with local clubs to support development of facilities</p>	<p>SDC; local gymnastics clubs; Sencio Community Leisure</p>	<p>Medium</p>	<p>SDC leisure and planning officers, NGB, Sport England; local gymnastics clubs; external funding; Sencio Community Leisure;</p>
<p>RECOMMENDATION 8 (R8)</p> <p>Where possible, opportunities to develop additional indoor tennis courts in the District are facilitated</p>	<p>Establish a partnership working group with local clubs to support development of facilities</p>	<p>SDC; local tennis clubs;</p>	<p>Medium</p>	<p>SDC leisure and planning officers, NGB, local tennis clubs;</p>
<p>RECOMMENDATION 9 (R9)</p> <p>SDC and its partners seek to secure CIL/S106 contributions towards the development of additional and safe walking and cycling routes and where possible to open up other informal, multipurpose places and spaces where people can be active.</p>	<p>Use the evidence base to secure S106/ contributions in new housing developments.</p>	<p>SDC</p>	<p>Short</p>	<p>SDC planning officers;</p>

Table 7.2: Action Plan

RECOMMENDATION 10 (R10)

Redevelop leisure facilities in Swanley to replace White Oak Leisure Centre	Ensure the need for replacement facilities is stated in the Local Plan.	SDC	Short Term	Officer time
	Commence the forward planning for replacement of ageing facilities, and undertake relevant technical feasibility work as required to explore the potential for site re-development/re-location	SDC	Medium Term	Officer time

RECOMMENDATION 11 (R11)

SDC and its partners prioritise investment in the development of high quality community sports facilities, in partnership with Public Health and other local partners.	SDC to continue to work with Public Health and relevant identified community partners to ensure provision of, and access to, appropriate community sports facilities, and opportunities to be physically active.	SDC leisure and community development officers; SDC planning officers;	Medium	CIL/S106, plus other health, community development and external funding; Sport England potentially
Increasing secured capacity on education sites, as well as better utilising all available capacity and therefore opportunities to take part in regular physical activity, in the local community, will contribute to reduced health inequalities, increased participation, better community cohesion at local level, and particularly in the more disadvantaged areas of the District.				

Table 7.2: Action Plan

<p>RECOMMENDATION 12 (R12)</p>	<p>Establish monitoring process</p>	<p>SDC</p>	<p>Ongoing</p>	<p>SDC officers</p>
<p>There should be on-going monitoring of this Strategy through its implementation, but as a minimum, progress should be reviewed and refreshed every five years. On-going monitoring should include partnership working with neighbouring local authorities to keep aware of facility changes and developments.</p>	<p>Ensure ongoing dialogue with neighbouring local authorities</p>			

SPORTS FACILITY STRATEGY

DISCLAIMER

Forecasts and recommendation in any proposal, report or letter are made in good faith and on the basis of the information before the Company at the time. Their achievement must depend, among other things, on effective co-operation of the Client and the Client's staff. In any consequence, no statement in any proposal, report or letter is to be deemed to be in any circumstances a representation, undertaking, warranty or contractual condition.

